

2016-17 IUPUI JAGUARS BASKETBALL



SCHEDULE/RESULTS (13-16, 7-8 SUMMIT)

Date	Opponent	Result/Time
Nov. 4	#St. Joseph's College	W, 87-74
Nov. 11	at Eastern Kentucky	L, 87-97
Nov. 13	^at Michigan	L, 65-77
Nov. 18	^Howard	W, 77-55
Nov. 19	^Eastern Michigan	W, 83-71
Nov. 22	^at Marquette	L, 79-104
Nov. 26	at SIUE	L, 58-61
Nov. 30	at Illinois State	L, 63-77
Dec. 3	at Ball State	W, 73-62
Dec. 6	at Illinois	L, 77-85
Dec. 10	at Miami (Ohio)	L, 68-71
Dec. 12	Urbana	W, 109-67
Dec. 17	at Southern Utah	W, 101-81
Dec. 20	at Northwestern	L, 65-87
Dec. 28	Marian	W, 81-60
Dec. 31	*Western Illinois	W, 89-71
Jan. 5	*at North Dakota State	L, 89-93
Jan. 7	*at South Dakota	L, 74-85
Jan. 11	*Omaha	L, 71-79
Jan. 14	*at Oral Roberts	W, 91-85
Jan. 18	*South Dakota State	W, 85-83 (ot)
Jan. 21	*Denver	L, 74-78
Jan. 25	*at Fort Wayne	L, 73-103
Jan. 28	*at Western Illinois	L, 69-78
Feb. 1	*North Dakota State	W, 86-81 (ot)
Feb. 8	*at Omaha	W, 89-78
Feb. 11	*Oral Roberts	L, 68-74
Feb. 15	*at South Dakota State	L, 67-81
Feb. 19	*at Denver	W, 83-72
Feb. 23	*Fort Wayne	W, 83-82
Feb. 25	*South Dakota	7:00 pm
Mar. 4-5	Summit League Quarters	tba
Mar. 6	Summit League Semis	tba
Mar. 7	Summit League Finals	tba

denotes exhibition
^ part of 2K Classic (campus sites)
* denotes Summit League games
& denotes Summit League Tournament games

MEDIA COVERAGE

TV: ESPN3

Greg Rakestraw (pxp); Bob Lovell (analyst)

Video Stream: ESPN3; WatchESPN

Radio: Fox Sports 97.5 FM, 1260 WNDE

Morgan Adcock (pxp)

Live Stats: IUPUIJags.com

Twitter: @IUPUIJaguars / @IUPUIMensBball

MBB CONTACT

Ed Holdaway - IUPUI Assistant AD

Email: eholdawa@iupui.edu

Twitter: @EdHoldaway

Cell: 317-908-2645

'03 NCAA TOURNAMENT, 2010 CBI

SOUTH DAKOTA (20-10, 11-4) AT

IUPUI (13-16, 7-8)

Saturday, Feb. 25, 2017 - 7:00 p.m. Eastern - Indianapolis / Indiana Farmers Coliseum (6,800)

ABOUT THE SERIES




All-Time Record: South Dakota leads 3-8

Last Meeting: Jan. 17, 2017 - South Dakota 85, IUPUI 74 (Vermillion, S.D.)

Streak: South Dakota has won 2

Gardner vs. Foe: 2-3

THE JAGUARS



PROBABLE STARTERS (based on last game)

No.	Name	Yr.	Pos.	Ht.	Hometown	PPG	RPG	APG	FG%	3FG%	FT%
0	Darel Combs	Sr.	G	6-2	Chicago, Ill.	16.7	2.3	2.8	.423	.337	.758
5	Kellon Thomas	Sr.	G	5-11	Indianapolis, Ind.	9.7	2.0	2.8	.353	.354	.911
15	Matt O'Leary	Sr.	F	6-8	Terre Haute, Ind.	14.1	6.2	2.3	.509	.453	.729
22	D.J. McCall	So.	G	6-6	Fort Wayne, Ind.	4.8	5.1	1.6	.411	.278	.592
45	Aaron Brennan	Jr.	F	6-6	Noblesville, Ind.	8.0	3.1	0.8	.506	.500	.762

OFF THE BENCH

1	T.J. Henderson	So.	G	6-0	Indianapolis, Ind.	5.9	1.4	1.7	.471	.426	.789
11	Josh James	Sr.	F/C	6-9	Cedar Lake, Ind.	1.7	2.3	0.0	.462	---	.765
12	Chad Hudson	Fr.	G	5-11	Jeffersonville, Ind.	0.4	0.4	0.3	.250	.333	.000
20	Grant Sinn	So.	G	6-2	Spencerville, Ind.	0.5	0.2	0.0	.167	.167	---
24	Evan Hall	So.	F	6-7	Hindman, Ky.	7.5	5.4	0.5	.586	---	.384
25	Ron Patterson	Jr.	G	6-2	Indianapolis, Ind.	9.6	2.5	1.9	.450	.410	.690
33	Giovanni Fraser	Fr.	F	6-8	Coral Springs, Fla.	1.3	1.0	0.0	.429	---	.429
35	Noah Thomas	R-Fr.	F/C	6-9	Whitestown, Ind.	0.8	0.7	0.0	.200	.000	.750

QUICK HITTERS

- IUPUI has had five different players score 20 points or more since the start of Summit League play. That group includes **Darel Combs**, **Kellon Thomas**, **Matt O'Leary**, **D.J. McCall** and **Evan Hall**. Two others - **Aaron Brennan** and **Ron Patterson** - have each had games of at least 18 points in league play.
- IUPUI capped the non-conference slate at 6-8 overall - the six wins were the most in non-conference play since the 2011-12 squad went 7-7 to start the year. That team closed the non-conference schedule with four straight wins including over Western Kentucky, Ball State and Valparaiso.
- Before Christmas, IUPUI posted back-to-back 100-point games for the first time since January 1995. They are the first 100-point games in Head Coach **Jason Gardner's** three years with the program.
- IUPUI won the Indianapolis Subregional of the 2K Classic, capturing home wins over Howard (77-55) and Eastern Michigan (83-71). Junior **Ron Patterson** was named Subregional MVP (16.0 ppg, 9-of-17 3's).
- This marks the 45th season of IUPUI basketball and the 19th the Jaguars have competed at the NCAA Division I level. IUPUI won the program's 250th game at the D1 level against Urbana on Dec. 12.
- Head Coach **Jason Gardner** is the 8th head coach in program history and is in his 3rd year at the helm. The former Indiana Mr. Basketball and Arizona-star enters today with an all-time career record (22-25 in the Summit).
- IUPUI was picked 5th in The Summit according to the preseason polls, including one of the 32 first-place votes. The Jags trailed Omaha by 21 points, but easily cleared Oral Roberts by 132 points.
- Senior guard **Darel Combs** was voted preseason First Team All-Summit League by the league's coaches after being picked to the league's All-Newcomer Team and 2nd Team All-League in 2016. Combs averaged a team-high 16.3 points and made 58 threes last year after sitting the previous season as a transfer. He closed his junior year with back-to-back 30+ scoring games, becoming the first IUPUI player to do so since **George Hill** in January 2008.
- Determined to rebuild the program with Indiana kids, Gardner has stayed true to his word as 13 of the team's 17 players hail from the Hoosier State this season. Five (**T.J. Henderson**, **Anthony Jones**, **Ron Patterson**, **Nick Rogers** and **Kellon Thomas**) are from Indianapolis.
- IUPUI will continue to rely heavily on the transfer market this year as the team's top four scorers (Combs, Patterson, K. Thomas & **Matt O'Leary**) came to IUPUI via transfer.

2016-17 ROSTER

NUMERIC ROSTER

##	Name	Pos.	Ht.	Wt.	Yr.	Hometown/High School (Previous)
0	Darell Combs	G	6-2	195	Sr.	Chicago, Ill./Thornwood (Eastern Michigan)
1	T.J. Henderson	G	6-0	160	So.	Indianapolis, Ind./Scecina
2	Anthony Jones^	G	6-5	210	Fr.	Indianapolis, Ind./Speedway
5	Kellon Thomas	G	5-11	190	Gr.	Indianapolis, Ind./Southport (Kent State)
10	Nick Rogers #	G	6-1	170	So.	Indianapolis, Ind./Traders Point Academy (Toledo)
11	Josh James	F/C	6-9	225	Sr.	Cedar Lake, Ind./Andrean/Quakerdale [Iowa] Prep
12	Chad Hudson	G	5-11	175	Fr.	Jeffersonville, Ind./Don Bosco Prep
15	Matt O'Leary	F	6-8	225	Sr.	Terre Haute, Ind./Terre Haute North Vigo (Loyola)
20	Grant Sinn	G	6-2	180	So.	Spencerville, Ind./Fort Wayne Canterbury (North Park)
22	D.J. McCall	G	6-6	190	So.	Fort Wayne, Ind./Concordia Lutheran
24	Evan Hall	F	6-7	200	So.	Hindman, Ky./Knott County Central
25	Ron Patterson	G	6-2	200	Jr.	Indianapolis, Ind./Broad Ripple (Syracuse)
32	Elyjah Goss^	F	6-7	190	Fr.	Bolingbrook, Ill./Plainfield East
33	Giovanni Fraser	F	6-8	235	Fr.	Coral Springs, Fla./Coral Springs Charter
35	Noah Thomas	F/C	6-9	235	R-Fr.	Whitestown, Ind./Bridgton [Maine] Academy
40	Evan Borgman^	F	6-9	205	Fr.	Batesville, Ind./Jac-Cen-Del
45	Aaron Brennan	F	6-6	225	Jr.	Noblesville, Ind./Guerin Catholic

will sit out the 2016-17 season as a Division I transfer; ^ expected to redshirt the 2016-17 season

COACHING STAFF

Head Coach:	Jason Gardner
Alma Mater:	Arizona, '11
Career Record:	(36-56; 3rd season)
IUPUI Record:	(36-56; 3rd season)
Summit Record:	(22-25; 3rd season)
Associate Head Coach:	Matt Crenshaw
Alma Mater:	IUPUI, '04
Assistant Coach:	Scott Gillespie
Alma Mater:	Ripon College, '11
Assistant Coach:	Roy Hairston
Alma Mater:	Purdue, '97
Senior Advisor:	Andy Fagan
Alma Mater:	Indiana, '01
Strength Coach:	Jason Quarles
Alma Mater:	IUPUI, '12
Athletic Trainer:	Emily Nibbelink
Alma Mater:	Kansas, '05

PRONUNCIATION GUIDE

DARELL Combs (duh-RELL)

RADIO / TV ROSTER



#0 - DARELL COMBS
6-2 // Sr. // G
Chicago, Ill.




#1 - T.J. HENDERSON
6-0 // So. // G
Indianapolis, Ind.




#2 - ANTHONY JONES
6-5 // Fr. // G
Indianapolis, Ind.



#5 - KELLON THOMAS
5-11 // Gr. // G
Indianapolis, Ind.




#10 - NICK ROGERS
6-1 // So. // G
Indianapolis, Ind.



#11 - JOSH JAMES
6-9 // Sr. // F/C
Cedar Lake, Ind.



#12 - CHAD HUDSON
5-11 // Fr. // G
Jeffersonville, Ind.



#15 - MATT O'LEARY
6-8 // Sr. // F
Terre Haute, Ind.



#20 - GRANT SINN
6-2 // So. // G
Spencerville, Ind.



#22 - D.J. McCALL
6-6 // So. // G
Fort Wayne, Ind.



#24 - EVAN HALL
6-7 // So. // F
Hindman, Ky.




#25 - RON PATTERSON
6-2 // Jr. // G
Indianapolis, Ind.




#32 - ELYJAH GOSS
6-7 // Fr. // F
Bolingbrook, Ill.




#33 - GIOVANNI FRASER
6-8 // Fr. // F
Coral Springs, Fla.



#35 - NOAH THOMAS
6-9 // R-Fr. // F/C
Whitestown, Ind.



#40 - EVAN BORGMAN
6-9 // Fr. // F
Batesville, Ind.



#45 - AARON BRENNAN
6-6 // Jr. // F
Noblesville, Ind.



JASON GARDNER
Head Coach
3rd season

POLLS

ASSOCIATED PRES				COACHES			
Week 16 (Feb. 20)				Week 16 (Feb. 20)			
Rank	Team (1st)	Rank	Team (1st)	Rank	Team (1st)	Rank	Team (1st)
1	Gonzaga (59)	1	Gonzaga (29)	1	Gonzaga (29)	1	Gonzaga (29)
2	Villanova (5)	2	Villanova (3)	2	Villanova (3)	2	Villanova (3)
3	Kansas (1)	3	Kansas	3	Kansas	3	Kansas
4	Arizona	4	Arizona	4	Arizona	4	Arizona
5	UCLA	5	UCLA	5	UCLA	5	UCLA
6	Oregon	6	Louisville	6	Louisville	6	Louisville
7	Louisville	7	Oregon	7	Oregon	7	Oregon
8	North Carolina	8	North Carolina	8	North Carolina	8	North Carolina
9	Baylor	9	Baylor	9	Baylor	9	Baylor
10	Duke	10	Kentucky	10	Kentucky	10	Kentucky
11	Kentucky	11	Duke	11	Duke	11	Duke
12	West Virginia	12	Florida	12	Florida	12	Florida
13	Florida	13	West Virginia	13	West Virginia	13	West Virginia
14	Purdue	14	Purdue	14	Purdue	14	Purdue
15	Cincinnati	15	Wisconsin	15	Wisconsin	15	Wisconsin
16	Wisconsin	16	Cincinnati	16	Cincinnati	16	Cincinnati
17	SMU	17	Notre Dame	17	Notre Dame	17	Notre Dame
18	Virginia	18	Saint Mary's	18	Saint Mary's	18	Saint Mary's
19	Florida State	19	Virginia	19	Virginia	19	Virginia
20	Saint Mary's	20	Florida State	20	Florida State	20	Florida State
21	Notre Dame	21	SMU	21	SMU	21	SMU
22	Butler	22	Butler	22	Butler	22	Butler
23	Creighton	23	Creighton	23	Creighton	23	Creighton
24	Maryland	24	Maryland	24	Maryland	24	Maryland
25	Wichita State	25	Wichita State	25	Wichita State	25	Wichita State

MID-MAJOR TOP 25

Week 16 (Feb. 20)					
Rk	Team (1st)	Record	Pts.	Prev.	Conf.
1.	Gonzaga (31)	28-0	775	1	West Coast
2.	Wichita State	25-4	735	2	Missouri Valley
3.	Illinois State	23-5	687	3	Missouri Valley
4.	Monmouth	23-5	656	4	Metro Atlantic
5.	Saint Mary's	24-3	646	5	West Coast
6.	Vermont	24-5	569	7	America East
7.	UNCW	24-5	544	10	Colonial
8.	New Mexico State	23-4	543	8	Western Athletic
9.	Akron	22-5	485	6	Mid-American
10.	Belmont	20-5	483	9	Ohio Valley
11.	ETSU	22-6	461	13	Southern
12.	UT Arlington	20-6	428	14	Sun Belt
13.	Charleston	21-8	401	17	Colonial
14.	Valparaiso	22-6	332	11	Horizon
15.	Princeton	17-6	312	19	Ivy League
16.	Furman	20-9	281	12	Southern
17.	Arkansas State	19-9	224	15	Sun Belt
18.	Florida Gulf Coast	22-7	216	21	Atlantic Sun
19.	UNC Asheville	22-7	213	22	Big South
20.	Chattanooga	19-8	203	16	Southern
21.	Oakland	21-7	137	25	Horizon
22.	Georgia Southern	17-10	115	20	Sun Belt
23.	Winthrop	21-6	107	24	Big South
24.	UNC Greensboro	20-8	105	NR	Southern
25.	Bucknell	21-8	92	23	Patriot

THE SUMMIT LEAGUE

SUMMIT STANDINGS		
through Feb. 21		
Team	Overall (Pct.)	Sum. (Pct.)
North Dakota St.	19-9 (.679)	11-4 (.733)
South Dakota	20-10 (.667)	11-4 (.733)
Denver	16-12 (.571)	8-7 (.533)
Omaha	15-13 (.536)	8-7 (.533)
Fort Wayne.....	18-11 (.621)	7-8 (.467)
South Dakota St.....	14-16 (.467)	7-8 (.467)
IUPUI	13-16 (.448)	7-8 (.467)
Western Illinois.....	8-18 (.308)	5-10 (.333)
Oral Roberts	8-22 (.267)	4-12 (.250)

UPCOMING SCHEDULE

Date	Game	Time
2/25	*Denver at South Dakota St.	5 pm
	*South Dakota at IUPUI	7 pm
	*North Dakota State at Omaha	8 pm
	*Fort Wayne at Western Illinois	8 pm
3/4	Summit League Quarterfinal - #1	
	Summit League Quarterfinal - #2	
3/5	Summit League Quarterfinal - #3	
	Summit League Quarterfinal - #4	
3/6	Summit League Semifinal - #1	
	Summit League Semifinal - #2	
3/7	Summit League Championship	

IUPUI IN SUMMIT STATS		
as of Feb. 21 [denotes NCAA ranking]		
Category	Summit [Nat Rk.]	Stat
Scoring	3rd.....	78.4 ppg
Scoring Defense.....	6th.....	78.4 ppg
Scoring Margin.....	5th.....	-0.1 ppg
Free Throw %	9th.....	69.1%
Field Goal %	5th.....	45.2%
Field Goal % Def.....	9th.....	47.0%
3Pt Field Goal %.....	3rd [21st].....	39.6%
3Pt Field Goal % Def.....	2nd.....	36.4%
Rebounding Offense	5th.....	34.9 rpg
Rebounding Defense	5th.....	35.0 rpg
Rebounding Margin	5th.....	-0.1 rpg
Blocked Shots	7th.....	2.7 bpg
Assists	3rd.....	14.6 apg
Steals	4th.....	6.5 spg
Turnover Margin.....	3rd.....	+0.8 to/gm
Assist/TO Ratio.....	3rd.....	1.2 a/to
Offensive Rebounds.....	1st [126th]	11.3 rpg
Defensive Rebounds.....	9th.....	23.6 rpg
Defensive Reb. Pct	7th.....	71.3%
Offensive Reb. Pct	1st.....	30.6%
3Pt Field Goals Made.....	3rd [32nd]	9.2 3's/gm
Home Attendance.....	8th.....	990/gm

Player	Summit [Natl Rk.]	Stat
Aaron Brennan		
FG Percentage	8th	50.3%

Darell Combs		
Scoring	8th	16.6 ppg
Assists	9th	2.9 apg
FT Percentage	15th	76.1%
3FG Made	15th	1.9/game

Evan Hall		
Off. Rebounding	3rd	2.5 rpg
FG Percentage	3rd	57.9%
Blocked Shots	6th	0.9 bpg
Rebounding	15th	5.4 rpg

T.J. Henderson		
3FG Percentage	10th	42.6%

D.J. McCall		
Off. Rebounding	6th	2.1 rpg
Rebounding	17th	5.1 rpg

Matt O'Leary		
3FG Percentage	3rd	46.6%
Def. Rebounding	6th	5.3 rpg
FG Percentage	6th	51.6%
Rebounding	9th	6.3 rpg
3FG Made	11th	2.2/game
Scoring	14th	14.1 ppg

Ron Patterson		
Steals	10th	1.3 spg
3FG Made	14th	2.0/game
Scoring	30th	9.6 ppg

Kellon Thomas		
FT Percentage	1st [7th]	91.7%
Assists	10th	2.9 apg

INSIDE THE SERIES

vs. South Dakota (3-8)

Date	Loc	Score	Res.
1-19-12	A	78-88	L
2-15-12	H	88-70	W
12-1-12	A	68-88	L
2-28-13	H	69-87	L
1-16-14	A	57-69	L
2-15-14	H	67-71	L
1-24-15	H	65-50	W
2-21-15	A	62-77	L
1-1-16	A	77-66	W
2-25-16	H	82-85	L
1-7-17	A	74-85	L

in Vermillion: 1-5
in Indianapolis: 2-3
neutral: 0-0

STATISTICAL COMPARISON

IUPUI	Category	SD
13-16	Record	20-10
7-8	Conf. Record	11-4
222	RPI	115
78.5	Scoring Off.	77.4
78.6	Scoring Def.	73.3
-0.1	Scoring Margin	+4.1
.454	FG%	.445
.474	FG% Def.	.431
.395	3FG%	.344
.368	3FG% Def.	.369
.691	FT%	.697
34.4	Reb. Average	37.5
34.8	Opp. Reb. Average	35.9
-0.4	Rebound Margin	+1.5
11.1	Offensive Reb.	10.6
23.3	Defensive Reb.	26.9
14.5	Assists Avg.	12.4
12.6	TO Avg.	12.0
13.8	Opp. TO	13.7
+1.2	TO Margin	+1.7
6.8	Steals Avg.	6.6
2.7	Blocks Avg.	3.5
9.2	3FG Made	6.7

TALE OF THE TAPE

PROJECTED SOUTH DAKOTA STARTERS

#	Pos	Name	Ht.	Cl.	PPG	RPG	APG	FG	3FG	FT
0	G	Trey Dickerson	6-1	Jr.	10.5	2.0	3.0	.406	.341	.718
2	G	Carlton Hurst	6-3	Jr.	7.9	5.1	0.9	.483	.500	.769
13	G	Matt Mooney	6-3	So.	17.7	4.3	2.0	.455	.350	.714
12	F	Trey Burch-Manning	6-6	So.	9.5	6.7	1.3	.443	.417	.592
23	F	Tyler Flack	6-7	Sr.	15.5	7.0	0.9	.543	.286	.803

OFF THE BENCH

3	G	Triston Simpson	6-1	Fr.	5.3	2.6	2.5	.420	.409	.695
5	G	Joshua Doss	6-4	Jr.	1.6	0.9	0.1	.667	1.000	.500
20	G	Brandon Armstrong	6-5	Fr.	2.6	1.0	0.2	.252	.255	.733
22	G	Tyler Peterson	6-4	Fr.	5.8	2.8	1.0	.421	.268	.654
25	F	Tyler Hagedorn	6-10	So.	5.2	2.9	0.4	.443	.452	.741
31	F	Dan Jech	6-9	So.	2.5	2.3	0.1	.380	.083	.526
33	F	Logan Power	6-4	So.	1.5	1.2	0.5	.444	.444	.625
45	F	Austin Sparks	6-8	Jr.	2.0	1.5	0.3	.645	---	.636

Head Coach: Craig Smith (3rd season)

JAGS RETURNERS VS. SOUTH DAKOTA (sorted by ppg)

Name	GP-S	MPG	PPG	RPG	APG	FG	3FG	FT	HI
Darell Combs	3-3	34.7	26.0	3.7	1.7	27-54	12-21	12-15	32
Matt O'Leary	3-3	29.7	14.7	6.7	3.3	15-31	6-18	8-12	15
Evan Hall	3-2	22.7	9.7	5.7	1.3	13-17	0-0	3-10	14
D.J. McCall	3-3	25.3	5.3	2.3	2.0	7-13	0-2	2-2	8
Aaron Brennan	4-2	16.0	4.3	1.8	2.5	6-16	0-0	5-6	8
Josh James	3-1	12.7	3.3	2.0	0.7	5-6	0-0	0-0	6
T.J. Henderson	3-0	10.3	1.0	0.7	0.0	1-5	1-4	0-0	3
Grant Sinn	1-0	0.0	0.0	0.0	0.0	0-0	0-0	0-0	0

NEWS, NOTES & STORYLINES

CHASING 1,000

Three Jags are chasing the 1,000-point mark as the season winds down.

Darell Combs - 1,261 collegiate pts (271 @ EMU / 990 @ IUPUI)
Combs would become the 23rd member of IUPUI's 1,000 Point Club
Kellon Thomas - 1,019 collegiate pts (738 @ Kent St. / 281 @ IUPUI)
Matt O'Leary - 983 collegiate pts (245 @ Loyola / 738 @ IUPUI)

DO THE SPLITS

As the league schedule comes to a close, IUPUI has split the home-and-home series with seven of its eight Summit League foes this year.

Should the Jags win tonight, IUPUI will close the year at 8-8 in league play, having split the series with all eight foes.

TICKET PUNCHED

The Jaguars earned their spot in the upcoming Summit League Tournament by virtue of Sunday's win at Denver, topping the Pioneers 83-72. The Jags can still finish as high as No. 3 in the standings but could finish as low as No. 7.

LOOK NO FURTHER

The one statistical category that is the easiest tell for IUPUI outcomes is shooting percentage. IUPUI is 12-2 this year and 6-0 in Summit League play when outshooting the opposition. On the flip side, the Jags are 1-14 and 1-8 in Summit League play when being outshot from the field.

Under Gardner, IUPUI is 33-7 when outshooting its opponent and just 3-49 when being outshot.

FORT WAYNE NOTES

Senior **Darell Combs** scored in double-digits for the 50th time in his IUPUI career, scoring a game-high 20 points, including a personal 11-0 run in the second half... the win marked the first time in league play the Jags have been outshot (58% to 50%) and still got the win... senior **Matt O'Leary** matched his career-high with five steals as IUPUI forced 23 turnovers and outscored the 'Dons 29-12 in points off turnovers... IUPUI matched its season-high with 21 free throws made.

PEAKING TOWARDS MARCH

A win tonight would give the Jaguars a season-best three-game winning streak. Oddly enough, IUPUI hasn't had a losing streak longer than three games or a winning streak longer than two games this year.

NEW FIVE

Out of necessity, Head Coach **Jason Gardner** altered his starting five prior to the North Dakota State game and has gone 4-2 since then. Junior **Aaron Brennan** replaced the injured **Evan Hall** and has averaged 9.8 points in his six starts.

TOP-30 NATIONALLY

IUPUI is 21st nationally in three-point percentage (39.5%) and 32nd in threes made (266). The Jaguars 266 threes are a new school record, eclipsing the mark of 246, set in 2007-08.

The Jaguars' current 39.5% clip is on pace to be the program's best since 2007-08 when IUPUI shot 42.3% from deep as a team.

40+

IUPUI has four regulars all hitting better than 40 percent from deep - **Aaron Brennan** (24 3's, 50.0%), **Matt O'Leary** (62 3's, 45.3%), **T.J. Henderson** (29 3's, 42.6%) and **Ron Patterson** (59 3's, 41.0%).

50-50-50 CLUB

The trio of **Darell Combs** (53), **Matt O'Leary** (61) and **Ron Patterson** (57) have all made at least 50 threes this season. It marks the first time in school history IUPUI has had three players make 50 threes in a season.

In 2007-08, IUPUI had three players make at least 40 threes that year as Gary Patterson (93), Austin Montgomery (72) and George Hill (49) all hit that mark.

THOMAS ON THE LINE

Senior **Kellon Thomas** entered the game at South Dakota State ranked No. 2 nationally in free throw percentage at 93.5%, having hit 72-of-77 attempts, but went 1-of-3 in the loss to the Jackrabbits.

In doing so, he had his streak of 33 consecutive makes snapped.

The Indianapolis-native enters tonight at 91.1% and is chasing the school record mark of 91.4%, set by Gary Patterson in 2007-08. Only two players, Patterson and Nick David, have single-season marks of 90 percent or better.

COMBS AT THE HORN

Senior **Darell Combs** capped an 18-point performance against SDSU by knocking in the game-winner with 1.5 seconds left in overtime. The Chicago-native hit a pull-up 18-footer from the right wing to send the Jaguars to an 85-83 win.

Ironically, Combs had two other 'buzzers beaters' during the game, hitting a 25-footer from the right wing at the end of the first half and then hit a 30-footer from the top of the key as the shot clock was expiring with 3:25 to play.

FOUR GAME-WINNERS

Combs became the fourth Jaguar to connect for a game-winner since Gardner's hire three years ago. Here are the others:

P.J. Boutte 15' floater at the horn vs. Ball State (71-69 / Nov. 22, 2014)
Marcellus Barksdale layup at the horn at IPFW (84-82 / Jan. 23, 2016)

Jordan Pickett wing 3 with :02 vs. NDSU (73-72 / Jan. 31, 2016)
Darell Combs wing J with :01.5 vs. SDSU (85-83 / Jan. 18, 2017)

IN LEAGUE PLAY...

...IUPUI has had five different players score 20 or more in a game;

Darell Combs, **Matt O'Leary**, **Kellon Thomas**, **D.J. McCall** and **Evan Hall** all have hit for 20-or-more in a Summit League game. Two others have been close as **Ron Patterson** has a 19-point game and **Aaron Brennan** has an 18-point game.

SUMMIT LEAGUE OPENERS

Following the win over Western Illinois, Head Coach **Jason Gardner** is now 3-0 in Summit League openers. He previously won at Fort Wayne (63-58) on Jan. 4, 2014 and at South Dakota (77-66) last season.

INSIDE THE COLISEUM

IUPUI is 17-5 (.773) at home the past two seasons and 22-13 (.629) since Gardner took over the program.

10 TREYS

IUPUI has made at least 10 threes in a game 13 times this season, seven of which have occurred in Summit League play.

HOT AT HOME

IUPUI is shooting 43.6% from three-point range at home this season and averaging 10.2 makes per game.

NEWS, NOTES & STORYLINES (CONT.)

COMBS NOTES (@KidDrell1)

-Senior **Darell Combs** leads the Jags in scoring (16.6 ppg) and was voted preseason First Team All-Summit this season. Combs was a 2nd Team selection following last season.

-The Chicago-native has scored in double-digits 50 times in 60 career games and 24 of 29 this season. He's hit for 20-or-more nine times this season and 18 times in his career.

-Combs scored his 1,000th collegiate point in a 23-point effort in the win over Marian on Dec. 28. Including his 271 points scored at Eastern Michigan, Combs has 1,261 career points (990 at IUPUI) entering tonight's game. With 10 points tonight, he'd become IUPUI's 23rd member of the 1,000 point club.

-Combs hit his 100th career three against Denver on Jan. 21. He handed out his 100th career assist in the loss at Illinois.

-Combs capped his junior year with back-to-back 30+ scoring games, becoming the first IUPUI player to do so since **George Hill** achieved the feat in 2008.

O'LEARY NOTES (@OLeary_15)

-Senior **Matt O'Leary** had a streak of 19 straight games in double-digits snapped with a 9-point, 9-rebound effort against Denver on Jan. 21. He's scored in double-digits in 24 of 29 games this season.

-O'Leary ranks among The Summit League leaders in eight different categories: field goal percentage, defensive rebounding, three-point percentage, rebounding, blocked shots, assists, three-point field goals and scoring.

-After scoring just 20-or-more once last season, O'Leary has done it seven times this year, including a career-high 25 at Illinois.

-O'Leary led the Jags in scoring just three times last season, but has done so seven times this year.

-O'Leary has started all 60 games of his IUPUI career.

-Achieved a 4.0 GPA during the fall semester. He was voted Academic All-District for the second straight year this year.

-Has 983 collegiate points - 245 in his two years at Loyola and 739 at IUPUI.

K. THOMAS NOTES (@KellonCash5)

-Thomas is averaging 11.9 points per game in Summit League play and has 37 assists against just 16 turnovers.

-After scoring in double-digits just four times in non-conference play, has hit for dubs in 10 Summit League games.

-Has 1,019 points in his collegiate career - 738 at Kent State and 281 this season. He scored his 1,000th collegiate point at Denver on Feb. 19.

PATTERSON NOTES (@Buss34)

-Not known as a three-point threat upon transferring from Syracuse, junior **Ron Patterson** has been lethal from deep this season. The Indianapolis-native made just 15-of-71 (21.1 percent) attempts in his two years with the Orange, but is 59-of-144 (41 percent) this year.

-Patterson has hit at least three threes 11 times, including a career-high five on two different occasions.

-Patterson leads the Jaguars with 39 steals and is second on the squad with 59 threes made.

-His stat line in a 15-point effort at Marquette earlier this season was three 3's and three dunks.

LINEUP TWEAKS

IUPUI has used just three starting lineups this season with seniors **Matt O'Leary**, **Darell Combs** and **Kellon Thomas** having started every game this year.

SMARTY CATS

The Jaguars posted an all-time best semester GPA of 3.09 during the fall. All total, 13 Jaguars posted a GPA of 3.0 or above, led by **Matt O'Leary's** 4.0 mark.

MAJOR CONFERENCE FOES

IUPUI finished this season 0-4 against major conference foes with losses coming at Michigan, Marquette, Illinois and Northwestern. The Jags dropped those four games by an average margin of 16.8 points per game - the slimmest margin being an eight-point loss at Illinois.

CENTURY MARKS

Just before Christmas, the IUPUI offense exploded, scoring 100-or-more points in back-to-back games for the first time since January 1995. The 100 points games in the wins over Urbana and Southern Utah are the first 100-point games since Gardner took over three seasons ago and was the first 100-point game since scoring 112 against Judson on Jan. 2, 2014.

During that span, IUPUI hit 75-of-121 (62 percent) from the floor and 30-of-57 (52.6 percent) from beyond the arc. In addition, the Jags had 49 assists on 75 buckets.

SHOOTING 50

IUPUI is 16-1 (.941) when shooting 50 percent or better under Gardner and 33-7 (.825) when outshooting foes.

DOWN 21

IUPUI was down 21 (59-38) with 14 minutes left at Miami before coming all the way back to tie the game in the final minute. Senior **Kellon Thomas** tied the score with a three with 29 seconds left before Miami scored the game's final three points to get the win.

UPSET BID THWARTED

IUPUI just missed picking off Illinois on Dec. 6 before falling in Champaign, 85-77. IUPUI led for nearly half the game and was tied in the final minutes before fading late.

Senior **Matt O'Leary** led three Jags in double-digits with a career-high 25 points and **Darell Combs** added 18. Illinois needed a 32-point effort from All-Big Ten performer Malcolm Hill to stave off the Jaguars.

2K CLASSIC

IUPUI capped the four-game 2K Classic with a 2-2 record, losing road games at Michigan and Marquette and winning the Indianapolis Subregional of the event. IUPUI captured home wins over Howard (77-55) and Eastern Michigan (83-71). **Ron Patterson** was named Subregional MVP after averaging 16 points and making 9-of-17 threes.

He was joined on the All-Tournament Team by senior forward **Matt O'Leary**, who averaged 10.5 points, 9.5 rebounds, 4.0 assists and 1.5 steals over two games.

JAGS GET DEFENSIVE

The most important stat in the Jags' wins over Howard and Eastern Michigan was how stingy the Jaguars' defense was - specifically on the perimeter. Howard and Eastern Michigan combined to hit just 36.3 percent from the field and 3-of-26 (11.5 percent) from three-point range.

Howard was 0-for-9 from three on Friday, marking the first time in IUPUI's Division I era (1998-present) that a foe hasn't hit at least one trey.

NON-CONFERENCE HOME COOKING

IUPUI went 9-2 at home last season at home and hasn't lost a non-conference home game since a 73-64 loss to Eastern Kentucky on Dec. 13, 2014.

FAMILIAR FACES

All total, IUPUI entered the season with eight guys with at least one season under their belts.

Junior **Aaron Brennan** entered the year having played in 60 career games and made 33 starts at IUPUI while **Josh James** returned to the program after a season away from basketball. The 6-foot-9 James appeared in 52 games and made 13 starts from 2013-15 before taking last year off.

Six others - Combs, O'Leary, **Evan Hall**, **T.J. Henderson**, **D.J. McCall** and **Grant Sinn** - have one year of IUPUI experience.

O'Leary started all 32 games last season while Combs started 29 times. Hall made 11 starts and McCall made 15 starts as a true freshman in 2015-16 before redshirting last season.

HOMEcomings

IUPUI was an easy choice for a pair of transfers, expected to play major roles this season. Both **Ron "Buss" Patterson** and **Kellon Thomas** are Indianapolis-natives and wanted to return to the Circle City to complete their college careers.

In addition, the duo played AAU basketball together alongside **Matt O'Leary** for Indiana Elite.

Another reason Patterson chose IUPUI was to honor his Broad Ripple High School teammate, the late **Steven Jamison**, who died of cancer in July 2010 who was committed to play at IUPUI and wore No. 25 (hence why Patterson wears 25). Patterson has a large "Steven" tattoo across his chest, honoring his deceased friend.

Patterson chose IUPUI over a group that included Kent State, Ball State, Georgia State, Illinois State, Houston and Eastern Michigan. Thomas picked IUPUI over a group that included Purdue, Minnesota, Northwestern, Seton Hall, Ball State, Duquesne, Georgia State, UIC and Jacksonville.

PRESEASON PICKS

IUPUI was picked fourth or fifth by nearly every major publication this season and was voted fifth in The Summit League's preseason polls. Here's a breakdown of where IUPUI sat in the preseason publications:

Athlon Sports (5th); Blue Ribbon (5th); NBC Sports (4th); USA Today (4th); Lindy's (5th); The Sporting News (5th).

UNIVERSITY QUICK FACTS

Location	Indianapolis, Ind.
Founded	1969
Nickname	Jaguars
Colors	Red, gold & black
Enrollment	30,690
Affiliation	NCAA Division I
Conference	The Summit League
Home Facility (Cap.)	Indiana Farmers Coliseum (6,800)
Chancellor	Dr. Nasser Paydar
Athletics Director	Dr. Roderick Perry
Website	www.IUPUIJags.com
Twitter	@IUPUIJaguars
Athletics Phone	(317) 278-5247
Mailing Address	1000 Waterway Blvd. Indianapolis, IN 46202

BASKETBALL HISTORY

First Yr. of basketball	1972
Seasons of basketball	45th
Seasons of Division I basketball	19th
Division I (1998-pres.) Record	248-266 (.481)
NCAA Appearances	1
Last NCAA Appearance	2003
Last Postseason Appearance	2010 (CBI - Second Round)

SCOURING THE HOOSIER STATE

The bulk of IUPUI's roster is made up of Indiana-natives as 13 of the 17 listed are from the Hoosier State. The only out-of-state players on the Jaguars' roster are Combs and true freshman **Elyjah Goss** (both from Illinois), sophomore **Evan Hall** (Kentucky) and true freshman **Giovanni Fraser** (Florida).

Of the 13 from the Hoosier State, five are from Indianapolis and Brennan is from a northern suburb of the city.

Of the current 17 players, Gardner has brought 14 to IUPUI. Only **Aaron Brennan**, **D.J. McCall** and **Josh James** were recruited by the previous staff.

TRUE NEWBIES

IUPUI's collection of freshmen this season consists of signees **Anthony Jones**, **Elyjah Goss** and **Giovanni Fraser** and non-scholarship additions **Evan Borgman** and **Chad Hudson**.

Jones, a 6-foot-5 swingman, attended FCI Prep in Sebring, Fla., last season where he averaged better than 20 points, five boards and four assists per game.

Goss, a bouncy 6-foot-7 forward, earned honorable mention All-State honors in Illinois a year ago and finished as Plainfield (Ill.) East's career leader in rebounds.

Fraser, a 6-foot-8 post player, averaged 15 points, 11 rebounds and two blocked shots per game as a senior, earning Third Team All-Broward County honors for 4A-2A schools.

Borgman, a skilled 6-foot-9 forward, averaged better than 18 points, eight rebounds and three blocked shots per game at Jac-Cen-Del High School.

Hudson, a 5-foot-11 guard, posted 11 points, four assists and 1.5 steals per game at Don Bosco Prep after a four-year career at Jeffersonville High School.

SEEING RED

True freshmen **Evan Borgman**, **Elyjah Goss** and **Anthony Jones** are expected to redshirt the season, leaving Gardner with 13 players at his disposal when the team is fully healthy.

MEDIA DEALS

Virtually every IUPUI game will be heard on 97.5 FM Fox Sports Radio and 1260 WNDE in Central Indiana this year. Morgan Adcock (ppx) returns to the mic as the Voice of the Jaguars again this season.

In addition, every IUPUI home game will be broadcast on ESPN3 as Greg Rakestraw (ppx) and Hall of Famer Bob Lovell (analyst) will be the primary tandem on the call.

7,054 POINTS

Few coaching staffs can match the production of the IUPUI coaching quartet during their respective playing days. All total, IUPUI's four coaches combined to score 7,054 points in their four-year careers, led by Gardner's 1,984 points at Arizona. Gardner later had his No. 22 jersey retired at Arizona.

Scott Gillespie scored 1,871 points in his four years at Ripon (Wisc.) College while Associate Head Coach Matt Crenshaw tallied 938 points in four seasons with the Jaguars.

The newest addition to the IUPUI coaching staff, former Purdue standout Roy Hairston, scored 574 points in two years with the Boilermakers from 1995-97. He scored 1,687 points in two seasons at Hutchinson (Kan.) Community College, finishing as the program's all-time leading scorer and earning a spot in the NJCAA Hall of Fame.

2016-17 MISCELLANEOUS STATISTICS

IUPUI'S RECORD WHEN...

	'16-17	2017	Under
	Overall	Summit	Gardner
Home:	8-3	4-3	21-13
Away:	5-13	3-5	15-40
Neutral:	0-0	0-0	0-3
Overtime:	2-0	2-0	4-6
Lead @ Halftime:	10-4	5-2	28-9
Trail @ Halftime:	2-12	1-6	6-44
Tied @ Halftime:	1-0	1-0	2-3
Leading w/ 5:00 left:	12-1	6-1	29-4
Trailing w/ 5:00 left:	0-14	0-6	3-49
Tied w/ 5:00 left:	1-1	1-1	4-3
Shooting 50% or better:	6-0	4-0	17-1
Shooting 40-50%:	7-11	3-6	18-27
Shooting less than 40%:	0-5	0-2	1-28
Shooting better % than opp.	12-2	6-0	33-7
Shooting worse % than opp.	1-14	1-8	3-49
Scoring less than 60:	0-1	0-0	3-22
Score 60-69 pts:	0-7	0-3	4-19
Score 70-79 pts:	2-6	0-4	12-11
Score 80-89 pts:	8-2	6-1	14-4
Score 90+ pts:	3-0	1-0	3-0
Opp. scores less than 60:	1-0	0-0	6-5
Opp. scores 60-69 pts:	3-1	0-0	14-12
Opp. scores 70-79 pts:	4-7	3-4	8-21
Opp. scores 80-89 pts:	5-4	4-2	8-12
Opp. scores 90+ pts:	0-4	0-2	0-6
Commit less TO than opp.	9-8	5-4	18-21
Commit more TO than opp.	4-7	2-4	18-32
Commit same TO as opp.	0-1	0-0	0-3
Outrebound opponent:	8-3	4-2	22-16
Outrebounded:	4-12	3-6	13-38
Rebounding is equal:	1-1	0-0	1-2
Bench outscores opp.:	11-6	5-3	31-31
Bench is outscored:	2-8	2-3	5-22
Bench scoring is equal:	0-2	0-2	0-4
Hit more FT than opp.:	7-2	3-1	23-8
Hit less FT than opp.:	6-14	4-7	12-46
Hit same FT as opp.:	0-0	0-0	1-2
Hit more 3's than opp.:	10-8	5-5	17-20
Hit less 3's than opp.:	3-6	2-2	17-29
Hit same 3's as opp.:	0-2	0-1	3-7
Decided by 5 pts or less:	3-4	3-2	17-14
Decided by 6-10 points:	1-5	1-3	4-17
Decided by 10+ points:	9-7	3-3	15-25
In home whites:	8-3	4-3	22-13
In road blacks:	1-5	0-3	1-15
In road reds:	4-8	3-2	13-28
7 in double-digits:	1-0	0-0	1-0
6 in double-digits:	0-0	0-0	1-0
5 in double-digits:	4-1	2-1	5-2
4 in double-digits:	5-3	4-2	10-7
3 in double-digits:	3-9	1-4	10-16
2 in double-digits:	0-3	0-1	7-26
1 in double-digits:	0-0	0-0	2-3
0 in double-digits:	0-0	0-0	0-2
On Mondays:	1-0	0-0	1-6
On Tuesdays:	0-3	0-0	0-9
On Wednesdays:	4-4	3-3	6-8
On Thursdays:	1-1	1-1	3-9
On Fridays:	1-1	0-0	4-4
On Saturdays:	5-6	2-4	18-17
On Sundays:	1-1	0-0	4-4
In November:	2-5	0-0	6-14
In December:	5-3	1-0	9-15
In January:	2-6	2-6	13-12
In February:	4-2	4-2	8-13
In March:	0-0	0-0	0-2

TIMES LED

Player	TIMES LED						GAMES WITH								TOTAL	
	Pts.	Reb.	Ast.	Stl.	Blk.		10+ Pts.	20+ Pts.	10+ Reb.	3+ Ast.	3+ Blk.	3+ Stl.	3+ 3's		Dunks	Dbl-Dbls
0-Combs	12/30	2/4	11/25	8/18	1/1		23/50	9/18	0/0	13/25	0/0	0/5	7/17		2/3	0/0
1-Henderson	1/3	1/1	1/7	7/17	2/3		8/13	0/0	0/0	5/9	0/0	2/4	3/4		2/2	0/0
2-Jones	0/0	0/0	0/0	0/0	0/0		0/0	0/0	0/0	0/0	0/0	0/0	0/0		0/0	0/0
5-K.Thomas	2/2	0/0	10/10	8/8	0/0		14/14	2/2	0/0	16/16	0/0	0/0	1/1		0/0	0/0
11-James	0/0	0/1	0/0	0/3	0/8		0/1	0/0	0/1	0/0	0/0	0/1	0/0		2/2	0/0
12-Hudson	0/0	0/0	0/0	0/0	0/0		0/0	0/0	0/0	0/0	0/0	0/0	0/0		0/0	0/0
15-O'Leary	7/10	12/25	9/17	9/18	6/13		24/42	7/8	2/4	11/23	1/1	2/5	9/10		1/3	2/3
20-Sinn	0/0	0/0	0/0	0/0	0/0		0/0	0/0	0/0	0/0	0/0	0/0	0/0		0/0	0/0
22-McCall	2/4	6/9	5/8	6/12	4/5		3/7	1/1	3/3	5/9	0/0	0/1	1/1		6/11	0/0
24-Hall	2/2	10/12	0/1	1/4	13/17		7/11	1/1	3/3	1/3	3/3	0/0	0/0		9/10	2/2
25-Patterson	6/6	0/0	5/5	12/12	5/5		17/17	0/0	0/0	7/7	0/0	5/5	10/10		9/9	0/0
32-Goss	0/0	0/0	0/0	0/0	0/0		0/0	0/0	0/0	0/0	0/0	0/0	0/0		0/0	0/0
33-Fraser	0/0	1/1	0/0	0/0	1/1		0/0	0/0	0/0	0/0	0/0	0/0	0/0		0/0	0/0
35-N.Thomas	0/0	0/0	0/0	0/0	0/0		0/0	0/0	0/0	0/0	0/0	0/0	0/0		0/0	0/0
40-Borgman	0/0	0/0	0/0	0/0	0/0		0/0	0/0	0/0	0/0	0/0	0/0	0/0		0/0	0/0
45-Brennan	1/3	0/1	0/5	5/10	4/15		7/16	0/0	0/0	2/4	1/1	0/3	1/1		1/4	0/0

totals listed by season/career

SPECIALTY STATS (IUPUI/OPP)

PP = Points in the Paint; POT = Points off Turnover; 2nd = 2nd Chance Points; BP = Bench Points

Opponent	Result	Largest Largest Lead							
		PP	POT	2nd	BP	Lead	Deficit	Changes	Ties
# St. Joseph's College	W, 87-74	40/14	18/26	12/6	35/20	25	1	1	1
at Eastern Kentucky	L, 87-97	30/20	10/17	8/19	29/19	1	24	2	0
at Michigan	L, 65-77	28/30	8/8	2/19	15/17	7	19	6	3
Howard	W, 77-55	20/22	19/1	12/11	28/20	30	-	0	0
E. Michigan	W, 83-71	32/38	13/14	16/10	20/15	22	5	5	4
at Marquette	L, 79-104	38/52	13/18	13/19	31/61	5	32	3	4
at SIUE	L, 58-61	32/26	12/12	8/6	13/18	3	6	13	5
at Illinois State	L, 63-77	22/40	14/15	5/18	5/9	3	18	6	3
at Ball State	W, 73-62	30/26	17/12	13/15	12/7	11	11	2	2
at Illinois	L, 77-85	28/24	18/16	8/8	15/14	5	10	10	7
at Miami (Ohio)	L, 68-71	28/36	21/20	18/10	25/18	-	21	0	1
Urbana	W, 109-67	34/14	14/14	14/6	44/29	46	-	0	1
at Southern Utah	W, 101-81	44/20	25/17	6/9	41/30	35	5	1	0
at Northwestern	L, 65-87	24/36	8/9	17/17	27/46	-	25	0	1
Marian	W, 81-60	30/30	19/10	4/4	32/18	31	3	6	3
*Western Illinois	W, 89-71	34/24	21/13	11/5	16/12	18	11	3	3
*at North Dakota State	L, 89-93	30/30	23/10	5/12	28/28	2	11	6	4
*at South Dakota	L, 74-85	32/46	20/31	8/8	13/21	8	11	10	6
*Omaha	L, 71-79	44/32	20/18	17/11	16/22	5	10	7	5
*at Oral Roberts	W, 91-85	36/26	10/16	16/11	23/16	11	5	2	5
*South Dakota State	W, 85-83	38/52	22/13	3/12	30/28	9	6	11	14
*Denver	L, 74-78	30/26	15/11	14/10	33/12	9	6	17	10
*at Fort Wayne	L, 73-103	34/48	11/26	6/9	35/35	4	31	1	0
*at Western Illinois	L, 69-78	26/34	16/11	4/5	33/6	4	9	8	7
*North Dakota State	W, 86-81	30/40	11/17	9/10	28/40	13	7	2	7
*at Omaha	W, 89-78	28/26	26/15	11/8	16/26	15	0	0	0
*Oral Roberts	L, 68-74	30/30	15/11	9/4	17/37	4	13	10	3
*at South Dakota State	L, 67-81	30/36	10/9	12/6	14/8	7	14	3	1
*at Denver	W, 83-72	24/26	19/10	8/11	29/14	16	10	1	1
*Fort Wayne	W, 83-82	38/34	29/12	11/2	27/8	11	7	13	5
*South Dakota									
Summit Quarters									
Summit Semis									
Summit Finals									
Season Highs		44/52	25/31	18/19	44/61	46	32	17	14
Season Lows		20/14	8/1	2/4	5/6	-	-	-	-
Totals		876/898	453/391	277/287	679/608	-	-	148	105
Averages		30.2/30.9	15.6/13.5	9.6/9.9	23.4/21.0			5.1	3.6

WIN/LOSS MARGINS

Margin	W	L
1	1	
2	1	
3		2
4		2
5	1	
6	1	1
7		
8		2
9		1
10		1
11-15	4	4
16-20	1	
21-30	3	3
30+	1	

2016-2017 IUPUI STATISTICS

IUPUI Basketball IUPUI Combined Team Statistics (as of Feb 23, 2017) All games



RECORD:	OVERALL	HOME	AWAY	NEUTRAL
ALL GAMES	13-16	8-3	5-13	0-0
CONFERENCE	7-8	4-3	3-5	0-0
NON-CONFERENCE	6-8	4-0	2-8	0-0

##	Player	gp-gs	min	avg	Total		3-Point		F-Throw		Rebounds				pf	dq	a	to	blk	stl	pts	avg
					fg-fga	fg%	3fg-fga	3fg%	ft-fga	ft%	off	def	tot	avg								
00	COMBS, Darell	29-29	934	32.2	169-400	.423	56-166	.337	91-120	.758	15	53	68	2.3	74	1	82	75	4	22	485	16.7
15	O'LEARY, Matt	29-29	856	29.5	148-291	.509	62-137	.453	51-70	.729	28	153	181	6.2	61	0	67	48	14	30	409	14.1
05	THOMAS, Kellon	29-29	816	28.1	85-241	.353	29-82	.354	82-90	.911	13	45	58	2.0	60	1	81	39	0	27	281	9.7
25	PATTERSON, Ron	29-10	690	23.8	100-222	.450	59-144	.410	20-29	.690	13	60	73	2.5	65	2	55	36	11	39	279	9.6
45	BRENNAN, Aaron	29-6	527	18.2	88-174	.506	24-48	.500	32-42	.762	25	66	91	3.1	69	4	24	29	7	15	232	8.0
24	HALL, Evan	27-23	549	20.3	85-145	.586	0-0	.000	33-86	.384	67	79	146	5.4	75	1	14	37	24	11	203	7.5
01	HENDERSON, T.J.	29-0	503	17.3	56-119	.471	29-68	.426	30-38	.789	9	31	40	1.4	48	1	49	34	3	28	171	5.9
22	McCALL, D.J.	29-19	614	21.2	46-112	.411	5-18	.278	42-71	.592	60	88	148	5.1	63	0	46	37	7	20	139	4.8
11	JAMES, Josh	29-0	231	8.0	18-39	.462	0-0	.000	13-17	.765	27	41	68	2.3	45	1	1	7	4	4	49	1.7
33	FRASER, Giovanni	14-0	81	5.8	6-14	.429	0-0	.000	6-14	.429	4	10	14	1.0	19	0	0	6	3	0	18	1.3
35	THOMAS, Noah	6-0	18	3.0	1-5	.200	0-1	.000	3-4	.750	1	3	4	0.7	6	0	0	6	0	0	5	0.8
20	SINN, Grant	6-0	11	1.8	1-6	.167	1-6	.167	0-0	.000	1	0	1	0.2	2	0	0	0	0	0	3	0.5
12	HUDSON, Chad	8-0	20	2.5	1-4	.250	1-3	.333	0-2	.000	0	3	3	0.4	3	0	2	3	0	1	3	0.4
Team											58	45	103				9					
Total.....		29	5850		804-1772	.454	266-673	.395	403-583	.691	321	677	998	34.4	590	11	421	366	77	197	2277	78.5
Opponents.....		29	5851		783-1653	.474	209-568	.368	503-666	.755	273	736	1009	34.8	578	12	393	400	119	164	2278	78.6

TEAM STATISTICS	IUPUI	OPP
SCORING	2277	2278
Points per game	78.5	78.6
Scoring margin	+0.0	-
FIELD GOALS-ATT	804-1772	783-1653
Field goal pct	.454	.474
3 POINT FG-ATT	266-673	209-568
3-point FG pct	.395	.368
3-pt FG made per game	9.2	7.2
FREE THROWS-ATT	403-583	503-666
Free throw pct	.691	.755
F-Throws made per game	13.9	17.3
REBOUNDS	998	1009
Rebounds per game	34.4	34.8
Rebounding margin	-0.4	-
ASSISTS	421	393
Assists per game	14.5	13.6
TURNOVERS	366	400
Turnovers per game	12.6	13.8
Turnover margin	+1.2	-
Assist/turnover ratio	1.2	1.0
STEALS	197	164
Steals per game	6.8	5.7
BLOCKS	77	119
Blocks per game	2.7	4.1
ATTENDANCE	11396	66725
Home games-Avg/Game	11-1036	18-3707
Neutral site-Avg/Game	-	0-0

Date	Opponent		Score	Att.
11/11/16	at Eastern Kentucky	L	87-97	2300
11/13/16	at Michigan	L	65-77	10812
11/18/16	HOWARD	W	77-55	843
11/19/16	EASTERN MICHIGAN	W	83-71	863
11/22/16	at Marquette	L	79-104	11552
11/26/16	at SIUE	L	58-61	1028
11/30/16	at Illinois State	L	63-77	3717
12/03/16	at Ball State	W	73-62	2994
12/06/16	at Illinois	L	77-85	10536
12/10/16	at Miami	L	68-71	1268
12/12/16	URBANA	W	109-67	909
12/17/16	at Southern Utah	W	101-81	1012
12/20/16	at Northwestern	L	65-87	6452
12/28/16	MARIAN	W	81-60	1104
* 12/31/16	WESTERN ILLINOIS	W	89-71	1106
* 01/05/17	at North Dakota State	L	89-93	2728
* 01/07/17	at South Dakota	L	74-85	1908
* 01/11/17	OMAHA	L	71-79	842
* 01/14/17	at Oral Roberts	W	91-85	2595
* 01/18/17	SOUTH DAKOTA STATE	Wot	85-83	981
* 01/21/17	DENVER	L	74-78	1078
* 01/25/17	at Fort Wayne	L	73-103	1357
* 01/28/17	at Western Illinois	L	69-78	843
* 02/01/17	NORTH DAKOTA STATE	Wot	86-81	1098
* 02/08/17	at Omaha	W	89-78	1678
* 02/11/17	ORAL ROBERTS	L	68-74	1029
* 02/15/17	at South Dakota State	L	67-81	2333
* 02/19/17	at Denver	W	83-72	1612
* 02/23/17	FORT WAYNE	W	83-82	1543
* 02/25/17	SOUTH DAKOTA		7:00 p.m.	

* = Summit League game

2016-2017 IUPUI STATISTICS - SUMMIT LEAGUE ONLY

IUPUI Basketball IUPUI Combined Team Statistics (as of Feb 23, 2017) Conference games



RECORD:	OVERALL	HOME	AWAY	NEUTRAL
ALL GAMES	7-8	4-3	3-5	0-0
CONFERENCE	7-8	4-3	3-5	0-0
NON-CONFERENCE	0-0	0-0	0-0	0-0

#	Player	gp-gs	min	avg	Total		3-Point		F-Throw		Rebounds				pf	dq	a	to	blk	stl	pts	avg
					fg-fga	fg%	3fg-fga	3fg%	ft-fa	ft%	off	def	tot	avg								
00	COMBS, Darell	15-15	504	33.6	87-206	.422	26-83	.313	45-60	.750	8	36	44	2.9	35	0	39	43	1	11	245	16.3
15	O'LEARY, Matt	15-15	452	30.1	74-156	.474	37-81	.457	23-34	.676	15	75	90	6.0	32	0	29	27	5	18	208	13.9
05	THOMAS, Kellon	15-15	421	28.1	52-131	.397	17-42	.405	58-64	.906	7	17	24	1.6	30	1	37	16	0	16	179	11.9
25	PATTERSON, Ron	15-0	353	23.5	53-111	.477	30-67	.448	16-21	.762	9	31	40	2.7	36	1	28	16	7	22	152	10.1
24	HALL, Evan	13-9	284	21.8	49-80	.613	0-0	.000	9-30	.300	33	36	69	5.3	42	1	3	19	12	6	107	8.2
45	BRENNAN, Aaron	15-6	292	19.5	46-97	.474	15-29	.517	16-23	.696	14	34	48	3.2	34	3	11	16	2	9	123	8.2
01	HENDERSON, T.J.	15-0	257	17.1	31-64	.484	15-33	.455	17-21	.810	4	12	16	1.1	25	0	23	21	2	12	94	6.3
22	McCALL, D.J.	15-15	349	23.3	21-62	.339	4-12	.333	15-25	.600	33	42	75	5.0	38	0	27	15	4	12	61	4.1
11	JAMES, Josh	15-0	125	8.3	9-18	.500	0-0	.000	2-3	.667	17	21	38	2.5	20	1	0	0	4	2	20	1.3
33	FRASER, Giovanni	3-0	8	2.7	0-2	.000	0-0	.000	2-2	1.000	0	0	0	0.0	1	0	0	1	0	0	2	0.7
20	SINN, Grant	2-0	1	0.5	0-0	.000	0-0	.000	0-0	.000	0	0	0	0.0	0	0	0	0	0	0	0	0.0
35	THOMAS, Noah	1-0	1	1.0	0-0	.000	0-0	.000	0-0	.000	0	0	0	0.0	0	0	0	0	0	0	0	0.0
12	HUDSON, Chad	3-0	3	1.0	0-0	.000	0-0	.000	0-0	.000	0	0	0	0.0	0	0	0	0	0	0	0	0.0
Team											26	22	48				6					
Total.....		15	3050		422-927	.455	144-347	.415	203-283	.717	166	326	492	32.8	293	7	197	180	37	108	1191	79.4
Opponents.....		15	3050		428-835	.513	116-287	.404	251-332	.756	121	374	495	33.0	288	7	211	209	61	88	1223	81.5

TEAM STATISTICS	IUPUI	OPP
SCORING	1191	1223
Points per game	79.4	81.5
Scoring margin	-2.1	-
FIELD GOALS-ATT	422-927	428-835
Field goal pct	.455	.513
3 POINT FG-ATT	144-347	116-287
3-point FG pct	.415	.404
3-pt FG made per game	9.6	7.7
FREE THROWS-ATT	203-283	251-332
Free throw pct	.717	.756
F-Throws made per game	13.5	16.7
REBOUNDS	492	495
Rebounds per game	32.8	33.0
Rebounding margin	-0.2	-
ASSISTS	197	211
Assists per game	13.1	14.1
TURNOVERS	180	209
Turnovers per game	12.0	13.9
Turnover margin	+1.9	-
Assist/turnover ratio	1.1	1.0
STEALS	108	88
Steals per game	7.2	5.9
BLOCKS	37	61
Blocks per game	2.5	4.1
ATTENDANCE	7677	15054
Home games-Avg/Game	7-1097	8-1882
Neutral site-Avg/Game	-	0-0

Date	Opponent		Score	Att.
* 12/31/16	WESTERN ILLINOIS	W	89-71	1106
* 01/05/17	at North Dakota State	L	89-93	2728
* 01/07/17	at South Dakota	L	74-85	1908
* 01/11/17	OMAHA	L	71-79	842
* 01/14/17	at Oral Roberts	W	91-85	2595
* 01/18/17	SOUTH DAKOTA STATE	Wot	85-83	981
* 01/21/17	DENVER	L	74-78	1078
* 01/25/17	at Fort Wayne	L	73-103	1357
* 01/28/17	at Western Illinois	L	69-78	843
* 02/01/17	NORTH DAKOTA STATE	Wot	86-81	1098
* 02/08/17	at Omaha	W	89-78	1678
* 02/11/17	ORAL ROBERTS	L	68-74	1029
* 02/15/17	at South Dakota State	L	67-81	2333
* 02/19/17	at Denver	W	83-72	1612
* 02/23/17	FORT WAYNE	W	83-82	1543
* 02/25/17	SOUTH DAKOTA		7:00 p.m.	

* = Summit League game

FUTURE JAGS - IUPUI INKS TWO EARLY

IUPUI inked two during the early signing period, signing 6-foot-8 forward **Brandon Hau (Mukwanago, Wisc./Mukwanago)** and 6-foot guard **Jaylen Minnett (Terre Haute, Ind./Terre Haute South)** to National Letters of Intent.

Hau averaged 16.3 points and 7.5 boards per game as a junior and chose IUPUI over Air Force, Drake, Elon, Iowa, Navy, North Dakota State and South Dakota.

Minnett averaged 21.6 points, 5.0 assists and 4.8 boards per game last season. Minnett chose IUPUI over interest from Ball State, Kent State and Xavier.

Score by Periods	1st	2nd	OT	Totals
IUPUI	573	597	21	1191
Opponents	577	632	14	1223

STATISTICAL SPLITS

Wins (13 total)

#	Player	gp-gs	min	avg	Total		3-Point		F-Throw		Rebounds				pf	dq	a	to	blk	stl	pts	avg
					fg-fga	fg%	3fg-fga	3fg%	ft-fa	ft%	off	def	tot	avg								
00	COMBS, Darell	13-13	400	30.8	76-157	.484	34-77	.442	42-54	.778	4	24	28	2.2	31	1	37	30	4	12	228	17.5
15	O'LEARY, Matt	13-13	401	30.8	73-125	.584	33-61	.541	16-25	.640	7	74	81	6.2	23	0	38	23	7	22	195	15.0
05	THOMAS, Kellon	13-13	359	27.6	45-103	.437	16-35	.457	43-46	.935	3	19	22	1.7	22	0	44	19	0	14	149	11.5
25	PATTERSON, Ron	13-3	302	23.2	47-98	.480	29-64	.453	12-18	.667	5	33	38	2.9	25	0	26	17	3	17	135	10.4
24	HALL, Evan	12-9	241	20.1	40-60	.667	0-0	.000	23-49	.469	31	35	66	5.5	37	1	10	17	11	7	103	8.6
45	BRENNAN, Aaron	13-4	229	17.6	44-83	.530	12-21	.571	11-14	.786	13	29	42	3.2	29	1	13	12	2	6	111	8.5
01	HENDERSON, T.J.	13-0	234	18.0	27-52	.519	12-29	.414	20-21	.952	4	18	22	1.7	23	0	24	18	2	17	86	6.6
22	McCALL, D.J.	13-10	283	21.8	24-57	.421	4-10	.400	21-34	.618	29	44	73	5.6	23	0	31	13	2	9	73	5.6
11	JAMES, Josh	13-0	121	9.3	12-22	.545	0-0	.000	5-6	.833	14	17	31	2.4	21	1	0	4	2	3	29	2.2
33	FRASER, Giovanni	5-0	39	7.8	3-4	.750	0-0	.000	4-10	.400	2	9	11	2.2	10	0	0	2	2	0	10	2.0
35	THOMAS, Noah	4-0	15	3.8	1-5	.200	0-1	.000	3-4	.750	1	3	4	1.0	6	0	0	6	0	0	5	1.3
20	SINN, Grant	4-0	10	2.5	1-6	.167	1-6	.167	0-0	.000	1	0	1	0.3	2	0	0	0	0	0	3	0.8
12	HUDSON, Chad	5-0	16	3.2	1-3	.333	1-3	.333	0-2	.000	0	2	2	0.4	3	0	2	3	0	1	3	0.6
Team											28	21	49					3				
Total.....		13	2650		394-775	.508	142-307	.463	200-283	.707	142	328	470	36.2	255	4	225	167	35	108	1130	86.9
Opponents.....		13	2650		333-753	.442	87-252	.345	195-264	.739	128	286	414	31.8	261	7	151	192	38	75	948	72.9

Losses (16 total)

#	Player	gp-gs	min	avg	Total		3-Point		F-Throw		Rebounds				pf	dq	a	to	blk	stl	pts	avg
					fg-fga	fg%	3fg-fga	3fg%	ft-fa	ft%	off	def	tot	avg								
00	COMBS, Darell	16-16	534	33.4	93-243	.383	22-89	.247	49-66	.742	11	29	40	2.5	43	0	45	45	0	10	257	16.1
15	O'LEARY, Matt	16-16	455	28.4	75-166	.452	29-76	.382	35-45	.778	21	79	100	6.3	38	0	29	25	7	8	214	13.4
25	PATTERSON, Ron	16-7	388	24.3	53-124	.427	30-80	.375	8-11	.727	8	27	35	2.2	40	2	29	19	8	22	144	9.0
05	THOMAS, Kellon	16-16	457	28.6	40-138	.290	13-47	.277	39-44	.886	10	26	36	2.3	38	1	37	20	0	13	132	8.3
45	BRENNAN, Aaron	16-2	298	18.6	44-91	.484	12-27	.444	21-28	.750	12	37	49	3.1	40	3	11	17	5	9	121	7.6
24	HALL, Evan	15-14	308	20.5	45-85	.529	0-0	.000	10-37	.270	36	44	80	5.3	38	0	4	20	13	4	100	6.7
01	HENDERSON, T.J.	16-0	269	16.8	29-67	.433	17-39	.436	10-17	.588	5	13	18	1.1	25	1	25	16	1	11	85	5.3
22	McCALL, D.J.	16-9	331	20.7	22-55	.400	1-8	.125	21-37	.568	31	44	75	4.7	40	0	15	24	5	11	66	4.1
11	JAMES, Josh	16-0	110	6.9	6-17	.353	0-0	.000	8-11	.727	13	24	37	2.3	24	0	1	3	2	1	20	1.3
33	FRASER, Giovanni	9-0	42	4.7	3-10	.300	0-0	.000	2-4	.500	2	1	3	0.3	9	0	0	4	1	0	8	0.9
20	SINN, Grant	2-0	1	0.5	0-0	.000	0-0	.000	0-0	.000	0	0	0	0.0	0	0	0	0	0	0	0	0.0
12	HUDSON, Chad	3-0	4	1.3	0-1	.000	0-0	.000	0-0	.000	0	1	1	0.3	0	0	0	0	0	0	0	0.0
35	THOMAS, Noah	2-0	3	1.5	0-0	.000	0-0	.000	0-0	.000	0	0	0	0.0	0	0	0	0	0	0	0	0.0
Team											30	24	54					6				
Total.....		16	3200		410-997	.411	124-366	.339	203-300	.677	179	349	528	33.0	335	7	196	199	42	89	1147	71.7
Opponents.....		16	3201		450-900	.500	122-316	.386	308-402	.766	145	450	595	37.2	317	-	242	208	81	89	1330	83.1

Home (8-3)

#	Player	gp-gs	min	avg	Total		3-Point		F-Throw		Rebounds				pf	dq	a	to	blk	stl	pts	avg
					fg-fga	fg%	3fg-fga	3fg%	ft-fa	ft%	off	def	tot	avg								
00	COMBS, Darell	11-11	348	31.6	64-145	.441	26-63	.413	33-48	.688	4	15	19	1.7	27	1	30	22	3	6	187	17.0
15	O'LEARY, Matt	11-11	337	30.6	47-96	.490	22-48	.458	19-28	.679	7	76	83	7.5	22	0	26	18	5	13	135	12.3
25	PATTERSON, Ron	11-2	278	25.3	42-88	.477	26-63	.413	9-14	.643	5	33	38	3.5	20	0	24	15	3	16	119	10.8
05	THOMAS, Kellon	11-11	304	27.6	40-98	.408	11-31	.355	25-29	.862	2	11	13	1.2	18	0	35	15	0	13	116	10.5
45	BRENNAN, Aaron	11-3	207	18.8	40-78	.513	12-20	.600	12-15	.800	14	23	37	3.4	20	1	10	11	2	6	104	9.5
24	HALL, Evan	10-8	205	20.5	34-50	.680	0-0	.000	20-39	.513	27	28	55	5.5	29	1	10	15	14	4	88	8.8
01	HENDERSON, T.J.	11-0	190	17.3	24-41	.585	12-22	.545	16-16	1.000	2	15	17	1.5	16	0	19	17	1	12	76	6.9
22	McCALL, D.J.	11-9	223	20.3	16-43	.372	1-3	.333	6-14	.429	21	37	58	5.3	18	0	19	9	2	5	39	3.5
33	FRASER, Giovanni	3-0	31	10.3	3-4	.750	0-0	.000	2-4	.500	2	5	7	2.3	9	0	0	2	1	0	8	2.7
11	JAMES, Josh	11-0	96	8.7	10-17	.588	0-0	.000	5-7	.714	8	14	22	2.0	14	0	0	3	3	4	25	2.3
35	THOMAS, Noah	3-0	12	4.0	0-3	.000	0-0	.000	3-4	.750	1	2	3	1.0	4	0	0	4	0	0	3	1.0
20	SINN, Grant	3-0	7	2.3	1-4	.250	1-4	.250	0-0	.000	1	0	1	0.3	1	0	0	0	0	0	3	1.0
12	HUDSON, Chad	4-0	12	3.0	1-3	.333	1-3	.333	0-2	.000	0	2	2	0.5	2	0	1	3	0	1	3	0.8
Team											24	16	40					3				
Total.....		11	2250		322-670	.481	112-257	.436	150-220	.682	118	277	395	35.9	200	3	174	137	34	80	906	82.4
Opponents.....		11	2250		290-648	.448	75-215	.349	146-196	.745	109	269	378	34.4	217	4	124	160	43	70	801	72.8

Road (5-13)

Road (5-13)			Total				3-Point		F-Throw		Rebounds															
##	Player	gp-gs	min	avg	fg-fga	fg%	3fg-fga	3fg%	ft-fa	ft%	off	def	tot	avg	pf	dq	a	to	blk	stl	pts	avg				
00	COMBS, Darell	18-18	586	32.6	105-255	.412	30-103	.291	58-72	.806	11	38	49	2.7	47	0	52	53	1	16	298	16.6				
15	O'LEARY, Matt	18-18	519	28.8	101-195	.518	40-89	.449	32-42	.762	21	77	98	5.4	39	0	41	30	9	17	274	15.2				
05	THOMAS, Kellon	18-18	512	28.4	45-143	.315	18-51	.353	57-61	.934	11	34	45	2.5	42	1	46	24	0	14	165	9.2				
25	PATTERSON, Ron	18-8	412	22.9	58-134	.433	33-81	.407	11-15	.733	8	27	35	1.9	45	2	31	21	8	23	160	8.9				
45	BRENNAN, Aaron	18-3	320	17.8	48-96	.500	12-28	.429	20-27	.741	11	43	54	3.0	49	3	14	18	5	9	128	7.1				
24	HALL, Evan	17-15	344	20.2	51-95	.537	0-0	.000	13-47	.277	40	51	91	5.4	46	0	4	22	10	7	115	6.8				
22	McCALL, D.J.	18-10	391	21.7	30-69	.435	4-15	.267	36-57	.632	39	51	90	5.0	45	0	27	28	5	15	100	5.6				
01	HENDERSON, T.J.	18-0	313	17.4	32-78	.410	17-46	.370	14-22	.636	7	16	23	1.3	32	1	30	17	2	16	95	5.3				
11	JAMES, Josh	18-0	135	7.5	8-22	.364	0-0	.000	8-10	.800	19	27	46	2.6	31	1	1	4	1	0	24	1.3				
33	FRASER, Giovanni	11-0	50	4.5	3-10	.300	0-0	.000	4-10	.400	2	5	7	0.6	10	0	0	4	2	0	10	0.9				
35	THOMAS, Noah	3-0	6	2.0	1-2	.500	0-1	.000	0-0	.000	0	1	1	0.3	2	0	0	2	0	0	2	0.7				
20	SINN, Grant	3-0	4	1.3	0-2	.000	0-2	.000	0-0	.000	0	0	0	0.0	1	0	0	0	0	0	0	0.0				
12	HUDSON, Chad	4-0	8	2.0	0-1	.000	0-0	.000	0-0	.000	0	1	1	0.3	1	0	1	0	0	0	0	0.0				
Team											34	29	63					6								
Total.....		18	3600		482-1102	.437	154-416	.370	253-363	.697	203	400	603	33.5	390	8	247	229	43	117	1371	76.2				
Opponents.....		18	3601		493-1005	.491	134-353	.380	357-470	.760	164	467	631	35.1	361	-	269	240	76	94	1477	82.1				

SUMMIT LEAGUE TOURNAMENT PRIMER

IUPUI SUMMIT LEAGUE TOURNEY SINGLE-GAME RECORDS

	IUPUI Most (Single Game)	IUPUI Fewest (Single Game)	IUPUI Player - Most (Single Game)
Points:	90 vs. Oakland (3-3-02)	45 vs. North Dakota State (3-6-16)	37 - Leroy Nobles vs. UMKC (3-6-11)
Points in a Half:	48 (1st) vs. Oakland (3-3-02)	16 (1st) vs. Oral Roberts (3-5-07)	---
Scoring Margin:	24 - twice	-38 (47-85) vs. Fort Wayne (3-8-14)	---
Field Goals:	29 - four times	14 vs. Oral Roberts (3-5-07)	13 - Robert Glenn vs. Western Illinois (3-6-10)
FG Attempts:	67 vs. Oral Roberts (3-7-05)	42 vs. South Dakota State (3-9-13)	23 - Charles Price vs. Oral Roberts (3-4-02)
FG%:	57.4% (27-47) vs. Oakland (3-3-02)	29.2% (14-48) vs. Oral Roberts (3-5-07)	80.0% (8-10)-3x (MR Mitch Patton vs. IPFW 3-8-14)
3PT Field Goals:	11 vs. Southern Utah (3-7-04)	1 vs. North Dakota State (3-6-16)	6 - twice (MR Leroy Nobles vs. UMKC 3-6-11)
3PT FG Att.:	23 vs. Oral Roberts (3-11-08)	9 vs. Oral Roberts (3-8-15)	9-6 times (MR Leroy Nobles vs. UMKC 3-6-11)
3FG%:	55.0% (11-20) vs. S. Utah (3-7-04)	8.3% (1-12) vs. North Dakota St. (3-6-16)	75.0% (6-8) Odell Bradley vs. S. Utah (3-10-03)
Free Throws:	32 vs. Oakland (3-3-02)	2 vs. Fort Wayne (3-8-14)	12 - George Hill vs. Oakland (3-4-06)
FT Attempts:	39 vs. Oakland (3-3-02)	4 vs. South Dakota State (3-3-12)	15-twice (MR George Hill vs. Oakland - 3-4-06)
FT%:	100% (4-4) vs. South Dakota St. (3-3-12)	33.3% (2-6) vs. Fort Wayne (3-8-14)	90.0% (9-10)-2x (MR Leroy Nobles vs. UMKC 3-6-11)
Off. Rebounds:	25 vs. Chicago State (3-8-04)	5 - four times	9 - DavRon Williams vs. Oral Roberts (3-8-15)
Def. Rebounds:	33 vs. Southern Utah (3-4-07)	14 vs. South Dakota State (3-3-12)	11 - Matt O'Leary vs. North Dakota St. (3-6-16)
Rebounds:	49 vs. Chicago State (3-8-04)	22 vs. South Dakota State (3-9-13)	16 - DavRon Williams vs. Oral Roberts (3-8-15)
Fouls:	23 - twice	15 - six times	---
Assists:	19 vs. Oakland (3-3-02)	2 vs. Oral Roberts (3-5-07)	10 - twice
Turnovers:	20 vs. Southern Utah (3-7-04)	5 vs. Valparaiso (3-5-01)	8 - Alex Young vs. Oral Roberts (3-8-10)
Blocks:	8 - twice	0 vs. Western Illinois (3-9-03)	3-six times (MR Mitch Patton vs. IPFW 3-8-14)
Steals:	11 vs. Valparaiso (3-5-02)	0 vs. Oral Roberts (3-5-07)	5 - Billy Pettiford vs. Oral Roberts (3-8-10)

IUPUI SUMMIT LEAGUE TOURNEY HISTORY

Year	Seed	Site	Quarterfinals	Semifinals	Finals	All-Tourney
2001:	5	Fort Wayne, Ind.	IUPUI 54, UMKC 52	Valparaiso 65, IUPUI 54		none
2002:	6	Fort Wayne, Ind.	IUPUI 90, Oakland 84	IUPUI 58, Oral Roberts 53	Valparaiso 88, IUPUI 55	Charles Price
2003:	2	Kansas City, Mo.	IUPUI 75, W. Illinois 51	IUPUI 72, Southern Utah 67	IUPUI 66, Valparaiso 64	Josh Mullins, <i>Josh Murray</i>
2004:	2	Kansas City, Mo.	IUPUI 74, Southern Utah 60	IUPUI 68, Chicago State 47	Valparaiso 75, IUPUI 70	<i>Odell Bradley</i>
2005:	4	Tulsa, Okla.	IUPUI 70, W. Illinois 62	Oral Roberts 80, IUPUI 69		none
2006:	2	Tulsa, Okla.	IUPUI 69, Oakland 63	Chicago State 57, IUPUI 53		George Hill
2007:	4	Tulsa, Okla.	IUPUI 71, Southern Utah 59	Oral Roberts 75, IUPUI 54		none
2008:	2	Tulsa, Okla.	IUPUI 69, UMKC 65	IUPUI 80, Oakland 65	Oral Roberts 71, IUPUI 64	George Hill
2009:	4	Sioux Falls, S.D.	Southern Utah 53, IUPUI 48			none
2010:	2	Sioux Falls, S.D.	IUPUI 77, W. Illinois 68	IUPUI 69, Oral Roberts 65	Oakland 76, IUPUI 64	Robert Glenn, Alex Young
2011:	3	Sioux Falls, S.D.	IUPUI 79, UMKC 55	Oral Roberts 83, IUPUI 77		Leroy Nobles
2012:	7	Sioux Falls, S.D.	South Dakota St. 77, IUPUI 56			none
2013:	8	Sioux Falls, S.D.	South Dakota St. 66, IUPUI 49			none
2014:	8	Sioux Falls, S.D.	Fort Wayne 85, IUPUI 47			none
2015:	6	Sioux Falls, S.D.	Oral Roberts 58, IUPUI 56			none
2016:	4	Sioux Falls, S.D.	North Dakota St. 60, IUPUI 45			none
2017:	????	Sioux Falls, S.D.				none

MVPs noted in *red italics*

IUPUI SUMMIT LEAGUE TOURNEY RECORDS

By Site			By Round			By Opponent		
Fort Wayne, Ind.	3-2	.600	Quarterfinals	10-6	.625	Chicago State	1-1	.500
Kansas City, Mo.	5-1	.833	Semifinals	5-5	.500	Fort Wayne	0-1	.000
Tulsa, Okla.	5-4	.556	Finals	1-4	.200	UMKC	3-0	1.000
Sioux Falls, S.D.	3-8	.273	Totals	16-15	.516	North Dakota State	0-1	.000
<i>(3-6 at SF Arena; 0-1 at PREMIER Center)</i>						Oakland	3-1	.750
Totals	16-15	.516				Oral Roberts	2-5	.286
By Coach			By Seed			South Dakota State	0-2	.000
Ron Hunter	16-10	.615	#1	0-0	.000	Southern Utah	3-1	.750
Todd Howard	0-3	.000	#2	10-4	.714	Valparaiso	1-3	.250
Jason Garder	0-2	.000	#3	1-1	.500	Western Illinois	3-0	1.000
Totals	16-15	.516	#4	2-4	.333	Totals	16-15	.516
			#5	1-1	.500			
			#6	2-2	.500			
			#7	0-1	.000			
			#8	0-2	.000			
			Totals	16-15	.516			

JAGS RETURNERS IN SUMMIT TOURNAMENT (sorted by ppg)

Name	GP-S	MPG	PPG	RPG	APG	FG	3FG	FT	HI
T.J. Henderson	1-0	26.0	11.0	7.0	1.0	5-9	1-3	0-1	11
Matt O'Leary	1-1	29.0	8.0	12.0	1.0	2-6	0-3	4-4	8
Evan Hall	1-1	13.0	6.0	2.0	0.0	2-4	0-0	2-3	6
Aaron Brennan	2-0	21.5	4.0	2.0	1.5	4-9	0-0	0-0	8
Josh James	2-1	5.0	2.0	1.0	0.0	1-3	0-0	2-2	4
Grant Sinn	1-0	1.0	0.0	0.0	0.0	0-0	0-0	0-0	0
D.J. McCall	1-0	14.0	0.0	0.0	2.0	0-2	0-0	0-0	0

2016-2017 POINTS-REBOUNDS-ASSISTS

Opponent	Date	Score	00	01	05	11	12	15	20
			COMBS,DARE	HENDERSON,	THOMAS,KEL	JAMES,JOSH	HUDSON,CHA	O'LEARY,MA	SINN,GRANT
at Eastern Kentucky	11/11/16	87-97	L 28-0-4	10-3-1	11-4-2	3-4-0	DNP	7-6-2	DNP
at Michigan	11/13/16	65-77	L 22-2-2	2-1-2	10-4-3	0-3-0	DNP	13-3-1	DNP
HOWARD	11/18/16	77-55	W 11-0-2	14-2-1	7-0-3	4-1-0	0-1-0	10-10-4	0-0-0
EASTERN MICHIGAN	11/19/16	83-71	W 9-0-7	0-1-1	14-1-6	2-3-0	DNP	11-9-4	DNP
at Marquette	11/22/16	79-104	L 15-0-4	6-2-2	2-3-2	2-1-0	0-1-0	12-9-5	DNP
at SIUE	11/26/16	58-61	L 16-4-2	2-2-6	0-2-2	2-2-0	DNP	22-8-2	DNP
at Illinois State	11/30/16	63-77	L 13-3-3	0-0-0	9-2-2	0-0-0	DNP	17-7-3	DNP
at Ball State	12/03/16	73-62	W 21-1-4	0-0-1	6-4-5	0-2-0	DNP	20-3-3	DNP
at Illinois	12/06/16	77-85	L 18-3-4	0-0-1	6-3-1	2-2-0	DNP	25-6-1	DNP
at Miami	12/10/16	68-71	L 13-2-3	5-1-1	6-2-4	0-2-1	DNP	11-8-2	DNP
URBANA	12/12/16	109-67	W 28-2-2	11-6-3	11-3-5	2-2-0	3-1-1	10-9-3	3-1-0
at Southern Utah	12/17/16	101-81	W 16-2-3	11-4-3	9-3-3	4-2-0	0-0-1	20-0-2	0-0-0
at Northwestern	12/20/16	65-87	L 7-3-1	10-1-2	3-2-3	5-1-0	DNP	13-7-4	DNP
MARIAN	12/28/16	81-60	W 23-2-2	6-1-2	8-1-3	3-5-0	0-0-0	10-6-2	0-0-0
WESTERN ILLINOIS	12/31/16	89-71	W 28-3-3	7-2-1	15-1-3	4-2-0	0-0-0	20-9-3	DNP
at North Dakota State	01/05/17	89-93	L 13-2-3	7-3-1	21-3-3	2-5-0	DNP	16-5-3	DNP
at South Dakota	01/07/17	74-85	L 27-5-2	3-1-0	7-3-1	2-2-0	0-0-0	14-7-2	0-0-0
OMAHA	01/11/17	71-79	L 13-2-2	2-0-0	10-0-4	2-4-0	DNP	11-6-0	DNP
at Oral Roberts	01/14/17	91-85	W 8-4-1	3-0-2	15-2-3	2-3-0	DNP	17-5-5	DNP
SOUTH DAKOTA STATE	01/18/17	85-83	W 18-2-0	4-2-3	11-0-4	0-2-0	DNP	10-7-4	DNP
DENVER	01/21/17	74-78	L 9-1-2	8-1-2	11-1-0	0-0-0	DNP	9-9-0	DNP
at Fort Wayne	01/25/17	73-103	L 7-6-5	11-1-3	9-3-4	0-1-0	0-0-0	9-4-0	0-0-0
at Western Illinois	01/28/17	69-78	L 21-3-4	4-1-2	7-2-1	0-3-0	DNP	6-1-0	DNP
NORTH DAKOTA STATE	02/01/17	86-81	W 10-2-7	11-1-2	4-4-3	4-3-0	DNP	24-9-2	DNP
at Omaha	02/08/17	89-78	W 18-2-2	5-2-1	25-1-3	0-2-0	DNP	17-4-2	DNP
ORAL ROBERTS	02/11/17	68-74	L 18-3-2	9-1-2	13-2-3	0-0-0	DNP	6-4-2	DNP
at South Dakota State	02/15/17	67-81	L 17-1-2	6-0-0	7-0-2	0-7-0	DNP	23-10-2	DNP
at Denver	02/19/17	83-72	W 18-6-3	10-1-2	12-2-2	0-4-0	DNP	12-5-2	DNP
FORT WAYNE	02/23/17	83-82	W 20-2-1	4-0-2	12-0-1	4-0-0	DNP	14-5-2	DNP

Opponent	Date	Score	22	24	25	33	35	45
			MCCALL,DJ	HALL,EVAN	PATTERSON,	FRASER,GIO	THOMAS,NOA	BRENNAN,AA
at Eastern Kentucky	11/11/16	87-97	L 5-3-1	1-10-0	11-0-1	2-0-0	DNP	9-4-3
at Michigan	11/13/16	65-77	L 6-7-1	3-5-0	2-1-1	0-0-0	DNP	7-2-0
HOWARD	11/18/16	77-55	W 2-4-3	6-2-2	15-2-2	3-2-0	1-0-0	4-1-2
EASTERN MICHIGAN	11/19/16	83-71	W 5-3-0	12-11-2	17-5-1	DNP	DNP	13-5-0
at Marquette	11/22/16	79-104	L 10-6-1	4-1-0	15-1-2	4-2-0	0-0-0	9-3-0
at SIUE	11/26/16	58-61	L 1-2-0	4-1-0	3-3-2	DNP	DNP	8-5-0
at Illinois State	11/30/16	63-77	L 0-3-0	4-7-0	15-2-3	0-1-0	DNP	5-4-0
at Ball State	12/03/16	73-62	W 6-13-2	14-6-0	0-1-1	DNP	DNP	6-2-0
at Illinois	12/06/16	77-85	L 8-1-1	10-6-0	3-2-2	0-0-0	DNP	5-2-0
at Miami	12/10/16	68-71	L 14-7-0	5-9-1	8-2-0	0-0-0	DNP	6-2-1
URBANA	12/12/16	109-67	W 4-4-2	12-3-4	10-6-3	0-3-0	2-3-0	13-5-4
at Southern Utah	12/17/16	101-81	W 4-4-1	11-3-1	15-3-6	2-4-0	2-1-0	7-3-2
at Northwestern	12/20/16	65-87	L 9-5-0	6-8-0	8-2-1	0-0-0	DNP	4-1-0
MARIAN	12/28/16	81-60	W 4-11-7	4-5-1	5-3-2	5-2-0	0-0-0	13-4-1
WESTERN ILLINOIS	12/31/16	89-71	W 2-9-0	8-7-0	2-2-0	DNP	DNP	3-3-0
at North Dakota State	01/05/17	89-93	L 3-11-2	8-5-1	11-2-3	DNP	DNP	8-4-1
at South Dakota	01/07/17	74-85	L 2-0-3	11-4-1	5-1-1	0-0-0	DNP	3-0-2
OMAHA	01/11/17	71-79	L 0-8-2	21-11-0	10-2-4	DNP	DNP	2-3-0
at Oral Roberts	01/14/17	91-85	W 21-6-5	7-8-0	12-3-0	0-0-0	DNP	6-2-1
SOUTH DAKOTA STATE	01/18/17	85-83	W 9-4-0	7-5-0	19-4-2	DNP	DNP	7-1-0
DENVER	01/21/17	74-78	L 6-4-0	6-2-0	13-5-4	DNP	DNP	12-2-0
at Fort Wayne	01/25/17	73-103	L 2-4-1	11-0-0	11-2-0	2-0-0	0-0-0	11-4-1
at Western Illinois	01/28/17	69-78	L 0-2-1	2-8-0	17-2-3	DNP	DNP	12-6-1
NORTH DAKOTA STATE	02/01/17	86-81	W 2-3-3	DNP	13-3-3	DNP	DNP	18-8-1
at Omaha	02/08/17	89-78	W 2-6-4	6-8-0	5-1-3	DNP	DNP	11-4-0
ORAL ROBERTS	02/11/17	68-74	L 0-4-0	4-3-1	4-3-1	DNP	DNP	14-4-1
at South Dakota State	02/15/17	67-81	L 0-8-2	DNP	8-5-1	DNP	DNP	6-3-1
at Denver	02/19/17	83-72	W 7-2-2	8-2-0	11-2-1	DNP	DNP	5-3-1
FORT WAYNE	02/23/17	83-82	W 5-4-2	8-6-0	11-3-2	DNP	DNP	5-1-1

2016-2017 INDIVIDUAL SUPERLATIVES

	IUPUI	Opponent
Points	28 - three times	32 - Malcolm Hill at Illinois (12/6/16)
Field Goals Made	11 - Darell Combs vs. W. Illinois (12/31/16)	11 - Malcolm Hill at Illinois (12/6/16)
Field Goals Attempted	19 - four times	18 - three times
Highest FG Pct. (min. 5 made)	.889 (8-9) - Matt O'Leary at S. Utah (12/17/16)	1.000 (6-6) - Luke Fischer at Marquette (11/22/16)
3-Pt Field Goals Made	6 - twice	5 - three times
3-Pt Field Goals Attempted	10 - twice	12 - Sean Sellers at Ball State (12/3/16)
3-Pt FG Pct. (min. 3 made)	1.000 (3-3) - twice	1.000 (5-5) - Kason Harrell vs Fort Wayne (2/23/17)
Free Throws Made	13 - Kellon Thomas at Omaha (2/8/17)	16 - Asante Gist at EKU (11/11/16)
Free Throws Attempted	13 - Kellon Thomas at Omaha (2/8/17)	22 - Asante Gist at EKU (11/11/16)
Free Throw Pct. (min. 5 made)	1.000 (13-13) - Kellon Thomas at Omaha (2/8/17)	1.000 (12-12) - Nick Mayo at EKU (11/11/16)
Offensive Rebounds	6 - twice	6 - twice
Defensive Rebounds	10 - Matt O'Leary vs. Howard (11/18/16)	12 - Sanjay Lumpkin at Northwestern (12/20/16)
Total Rebounds	13 - D.J. McCall at Ball State (12/3/16)	14 - D.J. Wilson at Michigan (11/13/16)
Assists	7 - three times	9 - twice
Turnovers	6 - Darell Combs at N. Dakota State (1/5/17)	7 - twice
Blocked Shots	3 - four times	6 - Gavin Skelly at Northwestern (12/20/16)
Steals	5 - Matt O'Leary vs Fort Wayne (2/23/2017)	5 - twice
Minutes Played (regulation game)	39 - Darell Combs at SIUE (11/26/16)	39 - twice
Minutes Played (OT game)	41 - Matt O'Leary vs. N. Dakota State (2/1/17)	41 - twice

2016-2017 COMPARISON STATISTICS

Opponent	1st	2nd	Score	Mar	Total FG	FG Pct	3-Pointers	3FG Pct	Free Throws	FT Pct	Rebounds	Assist	T/Overs	Block	Steal	Fouls	
Eastern Kentucky	28/42	59/55	87-97	(10)	29-66/21-52	.439/.404	9-25/10-25	.360/.400	20-27/45-56	.741/.804	37/37	-	14/11	14/13	5/3	3/3	37/28
Michigan	32/43	33/34	65-77	(12)	23-57/27-60	.404/.450	5-14/7-21	.357/.333	14-19/16-18	.737/.889	31/40	(9)	10/10	8/9	2/7	3/4	17/15
HOWARD	39/23	38/32	77-55	+22	25-53/16-45	.472/.356	12-30/0-9	.400/.000	15-30/23-34	.500/.676	33/40	(7)	19/4	7/14	0/4	7/1	29/25
EASTERN MICHIGAN	36/22	47/49	83-71	+12	27-57/25-68	.474/.368	10-20/3-17	.500/.176	19-26/18-22	.731/.818	42/37	+5	21/8	19/14	1/4	9/12	20/22
Marquette	37/57	42/47	79-104	(25)	28-68/36-63	.412/.571	6-20/9-23	.300/.391	17-25/23-26	.680/.885	30/39	(9)	16/22	14/13	0/4	7/9	20/24
SIUE	35/34	23/27	58-61	(3)	24-63/18-51	.381/.353	4-16/3-12	.250/.250	6-11/22-31	.545/.710	35/46	(11)	14/7	10/15	2/1	6/2	25/19
Illinois State	29/44	34/33	63-77	(14)	21-54/30-60	.389/.500	6-19/6-18	.316/.333	15-20/11-21	.750/.524	31/42	(11)	11/18	14/13	5/9	6/7	17/20
Ball State	29/36	44/26	73-62	+11	25-56/25-62	.446/.403	6-20/9-29	.300/.310	17-25/3-10	.680/.300	38/38	-	16/16	11/14	2/3	8/1	16/21
Illinois	42/41	35/44	77-85	(8)	27-60/27-49	.450/.551	8-26/7-16	.308/.438	15-18/24-30	.833/.600	28/29	(1)	10/14	14/15	2/2	7/7	20/15
Miami	28/42	40/29	68-71	(3)	25-61/27-59	.410/.458	10-33/8-20	.303/.400	8-15/9-15	.533/.600	38/34	+4	13/17	17/17	6/3	9/4	21/20
URBANA	58/35	51/32	109-67	+42	37-58/23-69	.638/.333	17-29/10-29	.586/.345	18-22/11-11	.818/1000	50/20	+30	27/10	21/10	3/0	3/11	16/19
Southern Utah	51/29	50/52	101-81	+20	38-63/25-52	.603/.481	13-28/7-17	.464/.412	12-20/24-31	.600/.774	34/26	+8	22/13	14/18	3/1	10/3	25/20
Northwestern	31/46	34/41	65-87	(22)	24-67/31-64	.358/.484	6-22/9-26	.273/.346	11-21/16-18	.524/.889	37/47	(10)	11/23	7/9	2/12	4/3	18/20
MARIAN	38/24	43/36	81-60	+21	29-62/24-64	.468/.375	10-24/5-19	.417/.263	13-21/7-11	.619/.636	42/39	+3	20/9	16/17	7/5	7/9	15/22
WESTERN ILLINOIS	47/39	42/32	89-71	+18	31-65/27-61	.477/.443	7-14/10-24	.500/.417	20-23/7-11	.870/.636	41/31	+10	10/12	10/15	3/4	6/4	17/21
North Dakota State	41/42	48/51	89-93	(4)	28-76/27-52	.368/.519	12-30/10-20	.400/.500	21-28/29-39	.750/.744	45/33	+12	17/16	12/11	1/2	7/6	27/23
South Dakota	37/39	37/46	74-85	(11)	26-55/30-53	.473/.566	8-16/4-11	.500/.364	14-18/21-31	.778/.677	27/29	(2)	12/14	17/12	1/6	1/7	25/20
OMAHA	32/40	39/39	71-79	(8)	29-71/30-64	.408/.469	5-19/7-21	.263/.333	8-14/12-18	.571/.667	44/40	+4	12/13	17/14	4/10	7/10	19/18
Oral Roberts	50/47	41/38	91-85	+6	34-62/30-60	.548/.500	11-22/9-17	.500/.529	12-18/16-17	.667/.941	36/25	+11	17/17	15/11	2/4	7/8	17/19
SOUTH DAKOTA STATE	45/43	33/35	85-83	+2	33-69/32-58	.478/.552	11-28/4-15	.393/.267	8-14/15-23	.571/.652	33/36	(3)	13/12	8/16	5/5	1/14	20/16
DENVER	43/38	31/40	74-78	(4)	26-57/30-56	.456/.536	9-23/9-22	.391/.409	13-19/9-12	.684/.750	26/38	(12)	8/16	8/14	3/3	4/3	12/18
Fort Wayne	32/48	41/55	73-103	(30)	26-59/38-66	.441/.576	8-20/13-30	.400/.433	13-22/14-16	.591/.875	28/37	(9)	14/22	20/16	2/7	5/13	14/23
Western Illinois	29/30	40/48	69-78	(9)	24-58/28-54	.414/.519	10-27/6-17	.370/.353	11-15/16-22	.733/.727	32/33	(1)	12/14	9/10	5/5	7/4	19/14
NORTH DAKOTA STATE	42/35	30/37	86-81	+5	33-67/29-65	.493/.446	14-24/9-22	.583/.409	6-7/14-18	.857/.778	37/36	+1	21/10	13/10	5/5	5/6	15/13
Omaha	45/38	44/40	89-78	+11	29-58/22-46	.500/.478	13-27/6-17	.481/.353	18-21/28-35	.857/.800	34/26	+8	15/10	13/18	1/1	12/6	25/18
ORAL ROBERTS	31/42	37/32	68-74	(6)	25-57/25-48	.439/.521	9-24/8-15	.375/.533	9-14/16-17	.643/.941	25/31	(6)	12/12	8/13	2/2	7/4	16/18
South Dakota State	33/26	34/55	67-81	(14)	25-68/25-49	.368/.510	9-32/6-19	.281/.316	8-14/25-32	.571/.781	34/40	(6)	10/13	10/14	0/5	6/3	27/22
Denver	31/35	52/37	83-72	+11	26-51/26-53	.510/.491	10-19/5-15	.526/.333	21-26/15-22	.808/.682	28/30	(2)	13/12	10/12	2/1	9/4	19/20
FORT WAYNE	35/35	48/47	83-82	+1	27-54/29-50	.500/.580	8-22/10-22	.364/.455	21-30/14-19	.700/.737	22/30	(8)	11/18	10/23	1/1	14/6	21/25

2016-2017 TEAM SUPERLATIVES

IUPUI High	IUPUI Low	Statistical Category	Opponent High	Opponent Low
109 vs. Urbana (12/12)	58 at SIUE (11/26)	Points	104 at Marquette (11/22)	55 vs. Howard (11/18)
58 vs. Urbana (12/12)	28 - twice	First Half Points	57 at Marquette (11/22)	22 vs. E. Michigan (11/19)
59 at E. Kentucky (11/11)	31 vs. Denver (1/21)	Second Half Points	55 - three times	26 at Ball State (12/3)
38 at S. Utah (12/17)	21 at Illinois St. (11/26)	Field Goals	38 at Fort Wayne (1/25)	16 vs. Howard (11/18)
76 at N. Dakota St. (1/5)	51 at Denver (2/19)	Field Goal Attempts	69 vs. Urbana (12/12)	45 vs. Howard (11/18)
.638 vs. Urbana (12/12)	.358 at Northwestern (12/20)	FG Percentage	.580 vs. Fort Wayne (2/23)	.333 vs. Urbana (12/12)
17 vs. Urbana (12/12)	4 at SIUE (11/26)	3-Point Field Goals	13 at Fort Wayne (1/25)	0 vs. Howard (11/18)
33 at Miami (12/10)	14 - twice	3-Point Field Goal Att.	30 at Fort Wayne (1/25)	9 vs. Howard (11/18)
.586 vs. Urbana (12/12)	.250 at SIUE (11/26)	3-Point FG Percentage	.529 at Oral Roberts (1/14)	.000 vs. Howard (11/18)
21 - three times	6 - twice	Free Throws	45 at E. Kentucky (11/11)	3 at Ball State (12/3)
30 - twice	11 at SIUE (11/26)	Free Throw Attempts	56 at E. Kentucky (11/11)	10 at Ball State (12/3)
.870 vs. W. Illinois (12/31)	.500 vs. Howard (11/18)	Free Throw Percentage	1.000 vs. Urbana (12/12)	.300 at Ball State (12/3)
22 at N. Dakota St. (1/5)	5 at South Dakota (1/7)	Offensive Rebounds	17 vs. E. Michigan (11/19)	5 - four times
41 vs. Urbana (12/12)	16 - twice	Defensive Rebounds	35 at S. Dakota St. (2/15)	15 vs. Urbana (12/12)
50 vs. Urbana (12/12)	22 vs. Fort Wayne (2/23)	Total Rebounds	47 at Northwestern (12/20)	20 vs. Urbana (12/12)
37 at E. Kentucky (11/11)	12 vs. Denver (1/21)	Fouls	28 at E. Kentucky (11/11)	13 vs. North Dakota State (2/1)
27 vs. Urbana (12/12)	8 vs. Denver (1/21)	Assists	23 at Northwestern (12/20)	4 vs. Howard (11/18)
21 vs. Urbana (12/12)	7 - twice	Turnovers	23 vs. Fort Wayne (2/23)	9 - twice
7 vs. Marian (12/28)	0 - three times	Blocked Shots	12 at Northwestern (12/20)	0 vs. Urbana (12/12)
14 vs. Fort Wayne (2/23)	1 at South Dakota (1/7)	Steals	13 at Fort Wayne (1/25)	1 - twice

2016-2017 GAME-BY-GAME LEADERS / STARTING FIVES

Opponent	Starting 5	Points	Rebounds	Assists	Blocks	Steals
# St. Joseph's	Combs-Hall-O'Leary-Patterson-Thomas	2 tied w/ 14	2 tied w/ 7	2 tied w/ 4	5 tied w/ 1	3 tied w/ 1
at E. Kentucky	Combs-Hall-O'Leary-Patterson-Thomas	Combs (28)	Hall (10)	Combs (4)	2 tied w/ 2	3 tied w/ 1
at Michigan	Combs-Hall-O'Leary-Patterson-Thomas	Combs (22)	McCall (7)	K. Thomas (3)	2 tied w/ 1	3 tied w/ 1
Howard	Combs-Hall-O'Leary-Patterson-Thomas	Patterson (15)	O'Leary (10)	O'Leary (4)	---	2 tied w/ 2
E. Michigan	Combs-Hall-O'Leary-Patterson-Thomas	Patterson (17)	Hall (11)	Combs (7)	Hall (1)	4 tied w/ 2
at Marquette	Combs-Hall-O'Leary-Patterson-Thomas	2 tied w/ 15	O'Leary (9)	O'Leary (5)	---	Patterson (4)
at SIUE	Combs-Hall-O'Leary-Patterson-Thomas	O'Leary (22)	O'Leary (8)	Henderson (6)	2 tied w/ 1	2 tied w/ 2
at Illinois St.	Combs-Hall-O'Leary-Patterson-Thomas	O'Leary (17)	2 tied w/ 7	3 tied w/ 3	Patterson (2)	3 tied w/ 2
at Ball St.	Combs-Hall-O'Leary-Patterson-Thomas	Combs (21)	McCall (13)	K. Thomas (5)	2 tied w/ 1	O'Leary (4)
at Illinois	Combs-Hall-O'Leary-Patterson-Thomas	O'Leary (25)	2 tied w/ 6	Combs (4)	2 tied w/ 1	Patterson (2)
at Miami (OH)	Combs-Hall-O'Leary-Patterson-Thomas (3-7)	McCall (14)	Hall (9)	K. Thomas (4)	Hall (3)	Patterson (3)
Urbana	Combs-Hall-McCall-O'Leary-Thomas	Combs (28)	O'Leary (9)	K. Thomas (5)	Hall (2)	3 tied w/ 1
at Southern Utah	Combs-Hall-McCall-O'Leary-Thomas	O'Leary (20)	3 tied w/ 4	Patterson (6)	3 tied w/ 1	Henderson (4)
at Northwestern	Combs-Hall-McCall-O'Leary-Thomas	O'Leary (13)	Hall (8)	O'Leary (4)	2 tied w/ 1	O'Leary (2)
Marian	Combs-Hall-McCall-O'Leary-Thomas	Combs (23)	McCall (11)	McCall (7)	O'Leary (3)	Henderson (2)
W. Illinois	Combs-Hall-McCall-O'Leary-Thomas	Combs (28)	2 tied w/ 9	3 tied w/ 3	Hall (3)	Patterson (3)
at N. Dakota St.	Combs-Hall-McCall-O'Leary-Thomas	K. Thomas (21)	McCall (11)	4 tied w/ 3	O'Leary (1)	2 tied w/ 2
at S. Dakota	Combs-Hall-McCall-O'Leary-Thomas	Combs (27)	O'Leary (7)	McCall (3)	McCall (1)	O'Leary (1)
Omaha	Combs-Hall-McCall-O'Leary-Thomas	Hall (21)	Hall (11)	2 tied w/ 4	Hall (3)	Patterson (3)
at Oral Roberts	Combs-Hall-McCall-O'Leary-Thomas	McCall (21)	Hall (8)	2 tied w/ 5	2 tied w/ 1	3 tied w/ 2
S. Dakota St.	Combs-Hall-McCall-O'Leary-Thomas	Patterson (19)	O'Leary (7)	2 tied w/ 4	Hall (2)	Henderson (3)
Denver	Combs-Hall-McCall-O'Leary-Thomas	Patterson (13)	O'Leary (9)	Patterson (4)	Hall (2)	4 tied w/ 1
at Fort Wayne	Combs-Hall-McCall-O'Leary-Thomas	4 tied w/ 11	Combs (6)	Combs (5)	2 tied w/ 1	5 tied w/ 1
at W. Illinois	Combs-Hall-McCall-O'Leary-Thomas (6-7)	Combs (21)	Hall (8)	Combs (4)	Patterson (2)	2 tied w/ 2
N. Dakota St.	Brennan-Combs-McCall-O'Leary-Thomas	O'Leary (24)	O'Leary (9)	Combs (7)	Patterson (2)	Combs (2)
at Omaha	Brennan-Combs-McCall-O'Leary-Thomas	Thomas (25)	Hall (8)	McCall (4)	Brennan (1)	McCall (3)
Oral Roberts	Brennan-Combs-McCall-O'Leary-Thomas	Combs (18)	3 tied w/ 4	Thomas (3)	2 tied w/ 1	Patterson (3)
at S. Dakota St.	Brennan-Combs-McCall-O'Leary-Thomas	O'Leary (23)	O'Leary (10)	4 tied w/ 2	---	2 tied w/ 2
at Denver	Brennan-Combs-McCall-O'Leary-Thomas	Combs (18)	Combs (6)	Combs (3)	2 tied w/ 1	3 tied w/ 2
Fort Wayne	Brennan-Combs-McCall-O'Leary-Thomas (4-2)	Combs (20)	Hall (6)	4 tied w/ 2	Hall (1)	O'Leary (5)
S. Dakota						
Summit Quarters						
Summit Semis						
Summit Finals						

HEAD COACH JASON GARDNER



Jason Gardner was named the eighth head coach in IUPUI men's basketball program's history on April 2, 2014. Gardner, the 1999 winner of the Indiana Mr. Basketball Award, spent a year on the University of Memphis bench and two seasons at Loyola prior to that.

In his first season on the Jaguars' bench, he guided IUPUI to 10 wins, more than tripling the program's Division I win total from a year prior. His hiring paid immediate dividends on the recruiting trail, as he immediately inked five Division I transfers, four of whom were former in-state standouts.

In year two, Gardner led the Jags to a 13-win season against one of the nation's stiffest schedules, including a 9-7 mark in league play and a finish in the top half of the league standings.

Gardner has shown he's a proven recruiter, inking talent, both through high school signees, transfers and graduate transfers.

While at Memphis, Gardner helped the Tigers to a 24-10 record as Shaq Goodwin and Joe Jackson earned All-Conference accolades. In addition, Memphis forward Austin Nichols was a unanimous selection to the American Athletics Conference All-Rookie Team after averaging 9.1 points and 4.2 boards per game. Gardner was a college teammate of current Memphis Head Coach Josh Pastner at Arizona.

Prior to coming to Memphis, Gardner was an assistant under Porter Moser at Loyola, helping the Ramblers to an eight-game improvement from 2011-12 to 2012-13. He coached Ben Averkamp to All-Horizon League accolades for two straight seasons, while Loyola point guard Cully Payne was a Bob Cousy Award nominee. He also helped recruit one of the top signing classes in the Horizon League prior to the 2012-13 season. Gardner's coaching career began in 2010 when he served as an assistant at nearby Cathedral High School.

Gardner's racked up numerous accolades during his prestigious high school, college and professional playing careers. He was a 1999 McDonald's and Parade All-American while at North Central High School, finishing his prep career with a school record 1,669 points. He was a two-time Gatorade Circle of Champions Indiana Player of the Year and was named the 1998-99 Indianapolis County Player of the Year by The Indianapolis Star and Indianapolis News. His senior season, he helped NCHS to the IHSAA 4A state championship and Tournament of Champions title while averaging 22.6 points, 4.7 rebounds, 4.0 assists and 3.0 steals per game.

The 5-foot-10 point guard was recruited to the University of Arizona by legendary Head Coach Lute Olsen, where he was a four-year All-American for the Wildcats. He was the 2002-03 Naismith National Player of the Year and Lowe's Senior CLASS award recipient. He was the 2000 consensus National Freshman of the Year and closed his career as one of four players in Pac-12 history with 1,500 points, 500 assists and 200 steals for a career. He helped lead Arizona to two Pac-12 regular season titles (2000, 2003) and four consecutive NCAA Tournament berths. The Wildcats made three Sweet Sixteens (2001, 2002, 2003), two Elite Eights (2001, 2003) and were the NCAA national runner-up in 2001. All total, Arizona won 107 games during Gardner's four seasons and he still holds school records for games started (135) and minutes played (4,825), while ranking third in school history with 1,984 career points. He also finished second in threes made (318) and fourth in assists (622). He earned his degree from the university in 2011 in disciplinary studies.

Gardner later played professionally overseas for more than eight years, primarily in Germany. In 2009, he was named MVP of German Basketball Bundesliga after helping Oldenburg to the league crown, averaging 13.7 points, 4.0 assists and 3.0 boards per game. He was a two-time Basketball Bundesliga All-Star, including starting the 2007 game.

Gardner is married to the former Jacquelyn Maxberry and the couple has four children, Jasper, Jason Jr., Jacob and Jackson.



THE GARDNER FILE

School: Arizona, '11

Seasons with IUPUI: third season

Career Record: 36-56 (3rd year)

Coaching Experience:

..... 2014-pres., Head Coach, IUPUI

..... 2013-14, Assistant Coach, Memphis

..... 2011-13, Assistant Coach, Loyola (Ill.)

..... 2010-11, Assistant Coach, Cathedral H.S.



IUPUI PLAYER CAREER STATS

BRENNAN, Aaron

Season	gp-gs	min/avg	Total		3-Point		F-Throws		Rebounds				pf	fo	ast	to	blk	stl	Scoring	
			fg-fga	pct	fg-fga	pct	ft-fa	pct	off	def	tot	avg							pts	avg
2014-15	28-24	585/20.9	71-136	.522	3-8	.375	33-46	.717	36	52	88	3.1	72	1	27	44	7	21	178	6.4
2015-16	32-9	569/17.8	55-144	.382	1-9	.111	26-31	.839	37	78	115	3.6	68	0	33	31	11	12	137	4.3
2016-17	29-6	527/18.2	88-174	.506	24-48	.500	32-42	.762	25	66	91	3.1	69	4	24	29	7	15	232	8.0
TOTAL	89-39	1681/18.9	214-454	.471	28-65	.431	91-119	.765	98	196	294	3.3	209	5	84	104	25	48	547	6.1

COMBS, Darell

Season	gp-gs	min/avg	Total		3-Point		F-Throws		Rebounds				pf	fo	ast	to	blk	stl	Scoring	
			fg-fga	pct	fg-fga	pct	ft-fa	pct	off	def	tot	avg							pts	avg
2015-16	31-29	947/30.5	165-386	.427	58-139	.417	117-155	.755	12	58	70	2.3	93	3	68	101	1	31	505	16.3
2016-17	29-29	934/32.2	169-400	.423	56-166	.337	91-120	.758	15	53	68	2.3	74	1	82	75	4	22	485	16.7
TOTAL	60-58	1881/31.4	334-786	.425	114-305	.374	208-275	.756	27	111	138	2.3	167	4	150	176	5	53	990	16.5

FRASER, Giovanni

Season	gp-gs	min/avg	Total		3-Point		F-Throws		Rebounds				pf	fo	ast	to	blk	stl	Scoring	
			fg-fga	pct	fg-fga	pct	ft-fa	pct	off	def	tot	avg							pts	avg
2016-17	14-0	81/5.8	6-14	.429	0-0	.000	6-14	.429	4	10	14	1.0	19	0	0	6	3	0	18	1.3
TOTAL	14-0	81/5.8	6-14	.429	0-0	.000	6-14	.429	4	10	14	1.0	19	0	0	6	3	0	18	1.3

HALL, Evan

Season	gp-gs	min/avg	Total		3-Point		F-Throws		Rebounds				pf	fo	ast	to	blk	stl	Scoring	
			fg-fga	pct	fg-fga	pct	ft-fa	pct	off	def	tot	avg							pts	avg
2015-16	23-11	383/16.7	50-97	.515	1-1	1.000	19-47	.404	41	50	91	4.0	67	4	14	17	7	10	120	5.2
2016-17	27-23	549/20.3	85-145	.586	0-0	.000	33-86	.384	67	79	146	5.4	75	1	14	37	24	11	203	7.5
TOTAL	50-34	932/18.6	135-242	.558	1-1	1.000	52-133	.391	108	129	237	4.7	142	5	28	54	31	21	323	6.5

HENDERSON, T.J.

Season	gp-gs	min/avg	Total		3-Point		F-Throws		Rebounds				pf	fo	ast	to	blk	stl	Scoring	
			fg-fga	pct	fg-fga	pct	ft-fa	pct	off	def	tot	avg							pts	avg
2015-16	32-2	522/16.3	49-130	.377	22-64	.344	27-39	.692	5	48	53	1.7	48	1	35	44	2	30	147	4.6
2016-17	29-0	503/17.3	56-119	.471	29-68	.426	30-38	.789	9	31	40	1.4	48	1	49	34	3	28	171	5.9
TOTAL	61-2	1025/16.8	105-249	.422	51-132	.386	57-77	.740	14	79	93	1.5	96	2	84	78	5	58	318	5.2

HUDSON, Chad

Season	gp-gs	min/avg	Total		3-Point		F-Throws		Rebounds				pf	fo	ast	to	blk	stl	Scoring	
			fg-fga	pct	fg-fga	pct	ft-fa	pct	off	def	tot	avg							pts	avg
2016-17	8-0	20/2.5	1-4	.250	1-3	.333	0-2	.000	0	3	3	0.4	3	0	2	3	0	1	3	0.4
TOTAL	8-0	20/2.5	1-4	.250	1-3	.333	0-2	.000	0	3	3	0.4	3	0	2	3	0	1	3	0.4

JAMES, Josh

Season	gp-gs	min/avg	Total		3-Point		F-Throws		Rebounds				pf	fo	ast	to	blk	stl	Scoring	
			fg-fga	pct	fg-fga	pct	ft-fa	pct	off	def	tot	avg							pts	avg
2013-14	21-0	122/5.8	17-25	.680	0-0	.000	9-11	.818	12	15	27	1.3	22	0	3	4	1	4	43	2.0
2014-15	31-13	396/12.8	38-79	.481	0-0	.000	22-32	.688	29	58	87	2.8	63	2	12	32	16	9	98	3.2
2016-17	29-0	231/8.0	18-39	.462	0-0	.000	13-17	.765	27	41	68	2.3	45	1	1	7	4	4	49	1.7
TOTAL	81-13	749/9.2	73-143	.510	0-0	.000	44-60	.733	68	114	182	2.2	130	3	16	43	21	17	190	2.3

McCALL, D.J.

Season	gp-gs	min/avg	Total		3-Point		F-Throws		Rebounds				pf	fo	ast	to	blk	stl	Scoring	
			fg-fga	pct	fg-fga	pct	ft-fa	pct	off	def	tot	avg							pts	avg
2014-15	31-15	664/21.4	52-124	.419	6-19	.316	39-61	.639	31	58	89	2.9	49	1	38	55	1	19	149	4.8
2016-17	29-19	614/21.2	46-112	.411	5-18	.278	42-71	.592	60	88	148	5.1	63	0	46	37	7	20	139	4.8
TOTAL	60-34	1278/21.3	98-236	.415	11-37	.297	81-132	.614	91	146	237	4.0	112	1	84	92	8	39	288	4.8

IUPUI PLAYER CAREER STATS

O'LEARY, Matt

			Total		3-Point		F-Throws		Rebounds											Scoring	
Season	gp-gs	min/avg	fg-fga	pct	fg-fga	pct	ft-fa	pct	off	def	tot	avg	pf	fo	ast	to	blk	stl	pts	avg	
2015-16	32-32	896/28.0	128-264	.485	28-101	.277	45-78	.577	40	151	191	6.0	70	2	69	56	10	32	329	10.3	
2016-17	29-29	856/29.5	148-291	.509	62-137	.453	51-70	.729	28	153	181	6.2	61	0	67	48	14	30	409	14.1	
TOTAL	61-61	1752/28.7	276-555	.497	90-238	.378	96-148	.649	68	304	372	6.1	131	2	136	104	24	62	738	12.1	

PATTERSON, Ron

			Total		3-Point		F-Throws		Rebounds											Scoring	
Season	gp-gs	min/avg	fg-fga	pct	fg-fga	pct	ft-fa	pct	off	def	tot	avg	pf	fo	ast	to	blk	stl	pts	avg	
2016-17	29-10	690/23.8	100-222	.450	59-144	.410	20-29	.690	13	60	73	2.5	65	2	55	36	11	39	279	9.6	
TOTAL	29-10	690/23.8	100-222	.450	59-144	.410	20-29	.690	13	60	73	2.5	65	2	55	36	11	39	279	9.6	

SINN, Grant

			Total		3-Point		F-Throws		Rebounds											Scoring	
Season	gp-gs	min/avg	fg-fga	pct	fg-fga	pct	ft-fa	pct	off	def	tot	avg	pf	fo	ast	to	blk	stl	pts	avg	
2015-16	8-0	8/1.0	0-3	.000	0-3	.000	0-0	.000	0	1	1	0.1	0	0	0	1	0	0	0	0.0	
2016-17	6-0	11/1.8	1-6	.167	1-6	.167	0-0	.000	1	0	1	0.2	2	0	0	0	0	0	3	0.5	
TOTAL	14-0	19/1.4	1-9	.111	1-9	.111	0-0	.000	1	1	2	0.1	2	0	0	1	0	0	3	0.2	

THOMAS, Kellon

			Total		3-Point		F-Throws		Rebounds											Scoring	
Season	gp-gs	min/avg	fg-fga	pct	fg-fga	pct	ft-fa	pct	off	def	tot	avg	pf	fo	ast	to	blk	stl	pts	avg	
2016-17	29-29	816/28.1	85-241	.353	29-82	.354	82-90	.911	13	45	58	2.0	60	1	81	39	0	27	281	9.7	
TOTAL	29-29	816/28.1	85-241	.353	29-82	.354	82-90	.911	13	45	58	2.0	60	1	81	39	0	27	281	9.7	

THOMAS, Noah

			Total		3-Point		F-Throws		Rebounds											Scoring	
Season	gp-gs	min/avg	fg-fga	pct	fg-fga	pct	ft-fa	pct	off	def	tot	avg	pf	fo	ast	to	blk	stl	pts	avg	
2016-17	6-0	18/3.0	1-5	.200	0-1	.000	3-4	.750	1	3	4	0.7	6	0	0	6	0	0	5	0.8	
TOTAL	6-0	18/3.0	1-5	.200	0-1	.000	3-4	.750	1	3	4	0.7	6	0	0	6	0	0	5	0.8	

ACTIVE PLAYER CAREER RANKINGS

Games Played		Games Started		Minutes		Points		Rebounds		Assists		Steals	
1. Brennan	89	1. O'Leary	61	1. Combs	1880	1. Combs	990	1. O'Leary	372	1. Combs	150	1. O'Leary	62
2. James	81	2. Combs	58	2. O'Leary	1752	2. O'Leary	738	2. Brennan	294	2. O'Leary	136	2. Henderson	58
t-3. Henderson	61	3. Brennan	39	3. Brennan	1681	3. Brennan	547	3. McCall	237	t-3. Brennan	84	3. Combs	53
t-3. O'Leary	61	t-4. Hall	34	4. McCall	1268	4. Hall	323	4. Hall	237	t-3. Henderson	84	4. Brennan	48
t-5. Combs	60	t-4. McCall	34	5. Henderson	1025	5. Henderson	318	5. James	182	t-3. McCall	84	t-5. McCall	39
t-5. McCall	60	6. K. Thomas	29	6. Hall	932	6. McCall	288	6. Combs	138	6. K. Thomas	81	t-5. Patterson	39
7. Hall	50	7. James	13	7. K. Thomas	817	7. K. Thomas	281	7. Henderson	93	7. Patterson	55	7. K. Thomas	27
t-8. Patterson	29	8. Patterson	10	8. James	749	8. Patterson	279	8. Patterson	73	8. Hall	29	8. Hall	21
t-8. K. Thomas	29	9. Patterson	2	9. Patterson	690	9. James	190	9. K. Thomas	58	9. James	16	9. James	17
t-10. Fraser	14	t-10. Fraser	0	10. Fraser	81	10. Fraser	18	10. Fraser	14	10. Hudson	2	10. Hudson	1
t-10. Sinn	14	t-10. Hudson	0	11. Hudson	20	11. N. Thomas	5	11. N. Thomas	4	t-11. Fraser	0	t-11. Fraser	0
t-12. Hudson	8	t-10. Sinn	0	12. Sinn	19	t-12. Hudson	3	t-12. Hudson	3	t-11. Sinn	0	t-11. Sinn	0
13. N. Thomas	6	t-10. N. Thomas	0	13. N. Thomas	18	t-12. Sinn	3	13. Sinn	2	t-11. N. Thomas	0	t-11. N. Thomas	0

Field Goals Made		FG Attempts		Free Throws Made		FT Attempts		Threes Made		Threes Attempted		Blocks	
1. Combs	334	1. Combs	786	1. Combs	209	1. Combs	275	1. Combs	114	1. Combs	305	1. Hall	31
2. O'Leary	277	2. O'Leary	555	2. O'Leary	95	2. O'Leary	152	2. O'Leary	90	2. O'Leary	239	2. Brennan	25
3. Brennan	214	3. Brennan	454	3. Brennan	91	3. Hall	133	3. Patterson	59	3. Patterson	144	3. O'Leary	24
4. Hall	135	4. Henderson	249	4. K. Thomas	82	4. McCall	132	4. Henderson	51	4. Henderson	132	4. James	21
5. Henderson	105	5. Hall	242	5. McCall	81	5. Brennan	119	5. K. Thomas	31	5. K. Thomas	82	5. Patterson	11
6. Patterson	100	6. K. Thomas	241	6. Henderson	57	6. K. Thomas	90	6. Brennan	28	6. Brennan	65	6. McCall	8
7. McCall	98	7. McCall	236	7. Hall	52	7. Henderson	77	7. McCall	11	7. McCall	37	t-7. Combs	5
8. K. Thomas	85	8. Patterson	222	8. James	44	8. James	60	t-8. Hall	1	8. Sinn	9	t-7. Henderson	5
9. James	73	9. James	143	9. Patterson	20	9. Patterson	29	t-8. Hudson	1	9. Hudson	3	9. Fraser	3
10. Fraser	6	10. Fraser	14	10. Fraser	6	10. Fraser	14	t-8. Sinn	1	t-10. Hall	1	t-10. Hudson	0
t-11. Hudson	1	11. Sinn	9	11. N. Thomas	3	11. N. Thomas	4	t-11. Fraser	0	t-10. N. Thomas	1	t-10. Sinn	0
t-11. Sinn	1	12. N. Thomas	5	t-12. Hudson	0	12. Hudson	2	t-11. James	0	t-12. Fraser	0	t-10. K. Thomas	0
t-11. N. Thomas	1	13. Hudson	4	t-12. Sinn	0	13. Sinn	0	t-11. N. Thomas	0	t-12. James	0	t-10. N. Thomas	0

IUPUI RETURNER/TRANSFER CAREER-HIGHS

#0 DARELL COMBS - CAREER HIGHS

Points:	32	vs. South Dakota (2/25/16)
Rebounds:	7	at Marquette (11/16/15)
Assists:	8	vs. Fort Wayne (2/27/16)
FG:	11	twice
FGA:	20	vs. South Dakota (2/25/16)
3FG:	6	three times
3FGA:	11	vs. South Dakota (2/25/16)
FT:	9	twice
FTA:	14	at Indiana St. (11/13/15)
Blocks:	2	vs. Marian (12/28/16)
Steals:	4	at Georgia State (11/27/15)
Minutes:	39	twice

#11 JOSH JAMES - CAREER HIGHS

Points:	17	vs. Judson (1/2/14)
Rebounds:	10	vs. Omaha (2/28/15)
Assists:	2	at Oral Roberts (1/7/15)
FG:	7	vs. Judson (1/2/14)
FGA:	8	vs. Judson (1/2/14)
3FG:	---	
3FGA:	---	
FT:	3	twice
FTA:	4	twice
Blocks:	2	five times
Steals:	3	vs. South Dakota (1/24/15)
Minutes:	30	vs. Omaha (2/28/15)

#22 D.J. MCCALL - CAREER HIGHS

Points:	21	at Oral Roberts (1/14/17)
Rebounds:	13	at Ball State (12/3/16)
Assists:	7	vs. Marian (12/28/16)
FG:	8	at Oral Roberts (1/14/17)
FGA:	12	at Oral Roberts (1/14/17)
3FG:	3	at Oral Roberts (1/14/17)
3FGA:	5	at Oral Roberts (1/14/17)
FT:	7	twice
FTA:	10	at N.C. Central (12/29/14)
Blocks:	1	eight times
Steals:	3	twice
Minutes:	38	at North Dakota State (2/19/15)

#45 AARON BRENNAN - CAREER HIGHS

Points:	18	vs. North Dakota State (2/1/17)
Rebounds:	8	vs. North Dakota State (2/1/17)
Assists:	4	twice
FG:	7	twice
FGA:	16	vs. North Dakota State (2/1/17)
3FG:	3	vs. Marian (12/28/16)
3FGA:	4	twice
FT:	6	vs. Omaha (2/28/15)
FTA:	7	vs. Omaha (2/28/15)
Blocks:	3	at South Dakota (1/1/16)
Steals:	3	three times
Minutes:	34	vs. Omaha (2/28/15)

#1 T.J. HENDERSON - CAREER HIGHS

Points:	16	vs. Omaha (2/17/16)
Rebounds:	7	vs. North Dakota State (3/6/16)
Assists:	6	at SIUE (11/26/16)
FG:	6	vs. Omaha (2/17/16)
FGA:	10	at Butler (12/28/15)
3FG:	3	four times
3FGA:	6	four times
FT:	5	vs. Western Illinois (12/31/16)
FTA:	5	twice
Blocks:	1	five times
Steals:	4	twice
Minutes:	30	vs. South Alabama (11/24/15)

#15 MATT O'LEARY - CAREER HIGHS

Points:	25	at Illinois (12/6/16)
Rebounds:	12	vs. North Dakota State (3/6/16)
Assists:	9	vs. Fort Wayne (2/27/16)
FG:	9	five times
FGA:	19	at South Dakota State (2/15/17)
3FG:	6	vs. North Dakota State (2/1/17)
3FGA:	10	at South Dakota State (2/15/17)
FT:	7	at Illinois (12/6/16)
FTA:	8	at Illinois (12/6/16)
Blocks:	3	vs. Marian (12/28/16)
Steals:	5	twice
Minutes:	41	vs. North Dakota State (2/1/17)

#24 EVAN HALL - CAREER HIGHS

Points:	21	vs. Omaha (1/11/17)
Rebounds:	11	twice
Assists:	4	vs. Urbana (12/12/16)
FG:	9	vs. Omaha (1/11/17)
FGA:	12	at Northwestern (12/20/16)
3FG:	1	at Indiana St. (11/13/15)
3FGA:	1	at Indiana St. (11/13/15)
FT:	8	vs. Urbana (12/12/16)
FTA:	9	twice
Blocks:	3	three times
Steals:	2	five times
Minutes:	33	vs. South Dakota State (1/18/17)

#5 KELLON THOMAS - CAREER HIGHS

Points:	25	at Omaha (2/8/17)
Rebounds:	5	six times
Assists:	6	three times
FG:	8	at NJIT (12/7/15)
FGA:	15	twice
3FG:	6	at NJIT (12/7/15)
3FGA:	11	at Miami (Ohio) (2/27/16)
FT:	13	at Omaha (2/8/17)
FTA:	13	twice
Blocks:	1	three times
Steals:	3	twice
Minutes:	36	vs. Omaha (11/17/17)

#20 GRANT SINN - CAREER HIGHS

Points:	3	vs. Urbana (12/12/16)
Rebounds:	1	twice
Assists:	-	---
FG:	1	vs. Urbana (12/12/16)
FGA:	2	twice
3FG:	1	vs. Urbana (12/12/16)
3FGA:	2	twice
FT:	-	---
FTA:	-	---
Blocks:	-	---
Steals:	-	---
Minutes:	4	vs. Urbana (12/12/16)

#25 RON PATTERSON - CAREER HIGHS

Points:	19	vs. South Dakota State (1/18/17)
Rebounds:	6	vs. Urbana (12/12/16)
Assists:	6	at Southern Utah (12/17/16)
FG:	7	vs. South Dakota State (1/18/17)
FGA:	15	at Marquette (11/22/16)
3FG:	5	twice
3FGA:	9	twice
FT:	3	twice
FTA:	6	at Virginia Tech (1/3/15)
Blocks:	2	four times
Steals:	4	at Marquette (11/22/16)
Minutes:	31	three times

FIRST-YEAR PLAYER SEASON/CAREER-HIGHS

	#2 ANTHONY JONES	#12 CHAD HUDSON	#32 ELY JAH GOSS	#33 GIOVANNI FRASER	#35 NOAH THOMAS	#40 EVAN BORGMAN
Points:	---	3 vs. Urbana	---	5 vs. Marian	2 - twice	---
Rebounds:	---	1 - three times	---	4 at S. Utah	3 vs. Urbana	---
Assists:	---	1 - twice	---	---	---	---
FG:	---	1 vs. Urbana	---	2 - twice	1 at S. Utah	---
FGA:	---	2 vs. Urbana	---	4 at Marquette	2 - twice	---
3FG:	---	1 vs. Urbana	---	---	---	---
3FGA:	---	2 vs. Urbana	---	---	1 at S. Utah	---
FT:	---	---	---	2 at S. Utah	2 vs. Urbana	---
FTA:	---	2 vs. Howard	---	6 at S. Utah	2 - twice	---
Blocks:	---	---	---	1 - three times	---	---
Steals:	---	1 vs. Howard	---	---	---	---
Minutes:	---	5 vs. Urbana	---	13 vs. Urbana	5 vs. Urbana	---

LAST FOUR BOX SCORES

GAME #26 • ORAL ROBERTS 74, IUPUI 68 (INDIANA FARMERS COLISEUM)

Oral Roberts 74 • 8-19, 4-9 Sum

#	Player		Total		3-Ptr	Rebounds			PF	TP	A TO Blk Stl				Min
			FG-FGA	FG-FGA	FT-FTA	Off	Def	Tot			A	TO	Blk	Stl	
23	Nzekwesi, Emmanuel	f	0-4	0-1	0-0	0	1	1	2	0	1	1	0	0	12
52	Miller, Chris	f	2-2	0-0	0-0	1	3	4	4	4	0	0	0	0	9
00	Young, Aaron	g	1-3	0-1	0-0	1	2	3	3	2	0	1	0	1	20
10	Bradley, Jalen	g	4-9	3-4	2-2	0	3	3	2	13	2	2	0	0	35
13	Anderson, Aaron	g	5-8	1-3	7-8	0	6	6	1	18	4	2	1	0	36
01	Martin, Kris		4-6	3-4	5-5	0	6	6	1	16	4	2	1	2	30
30	McDaniel, Dezmond		0-1	0-0	0-0	0	0	0	0	0	0	0	0	0	2
33	Harris, Darian		2-3	1-2	0-0	0	3	3	1	5	1	1	0	1	26
44	Owens, Albert		7-12	0-0	2-2	3	2	5	4	16	0	4	0	0	30
	Team					0	0	0							
Totals			25-48	8-15	16-17	5	26	31	18	74	12	13	2	4	200

FG % 1st Half: 15-25 60.0% 2nd half: 10-23 43.5% Game: 25-48 52.1%
 3FG % 1st Half: 5-9 55.6% 2nd half: 3-6 50.0% Game: 8-15 53.3%
 FT % 1st Half: 7-7 100.0 2nd half: 9-10 90.0% Game: 16-17 94.1%

Deadball
Rebounds
1,1

IUPUI 68 • 11-15, 5-7 Sum

#	Player		Total			3-Ptr	Rebounds			PF	TP	A	TO	Blk	Stl	Min	
			FG-FGA	FG-FGA	FT-FTA	Off	Def	Tot									
15	O'LEARY, Matt	f	2-8	1-5	1-1	1	3	4	1	6	2	0	0	0	31		
45	BRENNAN, Aaron	f	4-8	3-4	3-3	1	3	4	2	14	1	1	1	1	28		
00	COMBS, Darell	g	8-14	1-4	1-3	0	3	3	3	18	2	3	0	1	36		
05	THOMAS, Kellon	g	4-10	1-3	4-4	1	1	2	2	13	3	1	0	1	28		
22	McCALL, D.J.	g	0-0	0-0	0-1	3	1	4	3	0	0	0	0	0	12		
01	HENDERSON, T.J.		3-3	3-3	0-0	0	1	1	1	9	2	3	0	0	17		
11	JAMES, Josh		0-0	0-0	0-1	0	0	0	0	0	0	0	0	0	3		
24	HALL, Evan		2-5	0-0	0-1	1	2	3	3	4	1	0	0	0	17		
25	PATTERSON, Ron		2-9	0-5	0-0	1	2	3	1	4	1	0	1	3	28		
Team						0	1	1									
Totals				25-57	9-24	9-14	8	17	25	16	68	12	8	2	7	200	

FG % 1st Half: 12-29 41.4% 2nd half: 13-28 46.4% Game: 25-57 43.9%
 3FG % 1st Half: 7-17 41.2% 2nd half: 2-7 28.6% Game: 9-24 37.5%
 FT % 1st Half: 0-5 0.0% 2nd half: 9-9 100.0 Game: 9-14 64.3%

Deadball
Rebounds
2,1

Officials: Bart Wegenke (R), Gerald Williams, Owen Shortt
 Technical fouls: Oral Roberts-None. IUPUI-None.
 Attendance: 1029

Score by periods	1st	2nd	Total
Oral Roberts	42	32	74
IUPUI	31	37	68

	In	Off	2nd	Fast	Bench
Points	Paint	T/O	Chance	Break	
ORU	30	11	4	2	37
IUPUI	30	15	9	5	17

Last FG - ORU 2nd-01:49, IUPUI 2nd-01:26.
 Largest lead - ORU by 13 2nd-19:51, IUPUI by 4 1st-16:55.
 ORU led for 32:39. IUPUI led for 04:26. Game was tied for 02:54.

Score tied - 3 times.
 Lead changed - 10 times.

GAME #28 • IUPUI 83, DENVER 72 (DENVER COLO.)

IUPUI 83 • 12-16, 6-8 SL

#	Player		Total			3-Ptr	Rebounds			PF	TP	A				Min
			FG-FGA	FG-FGA	FT-FTA		Off	Def	Tot			To	Bk	Stl		
15	O'LEARY, Matt	f	4-7	2-4	2-2	0	5	5	0	12	2	1	0	2	28	
45	BRENNAN, Aaron	f	2-5	1-2	0-0	1	2	3	3	5	1	1	0	1	21	
00	COMBS, Darell	g	6-10	2-5	4-6	0	6	6	4	18	3	2	0	2	26	
05	THOMAS, Kellon	g	3-7	2-2	4-4	1	1	2	0	12	2	1	0	0	26	
22	McCALL, D.J.	g	0-0	0-0	7-8	2	0	2	3	7	2	0	0	1	25	
01	HENDERSON, T.J.		4-7	1-3	1-1	0	1	1	1	10	2	1	1	1	22	
11	JAMES, Josh		0-2	0-0	0-0	1	3	4	3	0	0	0	0	0	8	
24	HALL, Evan		4-6	0-0	0-2	1	1	2	3	8	0	2	0	0	21	
25	PATTERSON, Ron		3-7	2-3	3-3	0	2	2	2	11	1	2	1	2	23	
Team						1	0	1								
Totals			26-51	10-19	21-26	7	21	28	19	83	13	10	2	9	200	

FG % 1st Half: 10-23 43.5% 2nd half: 16-28 57.1% Game: 26-51 51.0%
 3FG % 1st Half: 6-11 54.5% 2nd half: 4-8 50.0% Game: 10-19 52.6%
 FT % 1st Half: 5-9 55.6% 2nd half: 16-17 94.1% Game: 21-26 80.8%

Deadball
Rebounds
2

Denver 72 • 16-11, 8-6 SL

#	Player		Total		3-Ptr		Rebounds			PF	TP	A					Min
			FG-FGA	FG-FGA	FT-FTA	Off	Def	Tot	A			TO	Blk	Stl			
13	C.J. Bobbitt	f	2-6	0-0	0-0	2	1	3	5	4	0	1	0	0	12		
44	Daniel Amigo	c	7-11	1-1	9-14	3	4	7	3	24	3	2	1	0	31		
02	Joe Rosga	g	2-10	1-3	2-2	0	2	2	4	7	2	1	0	1	36		
05	Jake Pemberton	g	7-9	2-4	0-0	0	2	2	1	16	5	5	0	1	38		
15	Thomas Neff	g	3-9	1-5	0-0	1	2	3	5	7	1	2	0	0	35		
00	Ade Murkey		2-3	0-0	3-3	0	2	2	1	7	0	1	0	1	4		
03	Bradley George		1-2	0-1	0-0	0	1	1	1	2	0	0	0	0	1		
11	Jake Krafka		1-2	0-1	0-1	0	4	4	0	2	0	0	0	0	16		
24	Christian Mackey		1-1	0-0	0-0	2	0	2	0	2	1	0	0	0	9		
32	Abiola Akintola		0-0	0-0	1-2	0	2	2	0	1	0	0	0	0	10		
Team						1	1	2									
Totals				26-53	5-15	15-22	9	21	30	20	72	12	12	1	4	200	

FG % 1st Half: 15-27 55.6% 2nd half: 11-26 42.3% Game: 26-53 49.1%
 3FG % 1st Half: 3-9 33.3% 2nd half: 2-6 33.3% Game: 5-15 33.3%
 FT % 1st Half: 2-4 50.0% 2nd half: 13-18 72.2% Game: 15-22 68.2%

Deadball
Rebounds
4

Officials: Rob Kueneman, Doran Gotchall, Todd Williams
 Technical fouls: IUPUI-None. Denver-None.
 Attendance: 1612

Score by periods	1st	2nd	Total
IUPUI	31	52	83
Denver	35	37	72

	In	Off	2nd	Fast	Bench
Points	Paint	T/O	Chance	Break	
IUPUI	24	19	8	8	29
DEN	26	10	11	2	14

Last FG - IUPUI 2nd-02:23, DEN 2nd-00:14.
 Largest lead - IUPUI by 16 2nd-01:36, DEN by 10 1st-14:58.
 IUPUI led for 16:30. DEN led for 22:30. Game was tied for 01:00.

Score tied - 1 time.
 Lead changed - 1 time.

GAME #27 • SOUTH DAKOTA STATE 81, IUPUI 67 (BROOKINGS, S.D.)

IUPUI 67 • 11-16, 5-8

#	Player		Total		3-Ptr	Rebounds			PF	TP	A	TO	Blk	Stl	Min
			FG-FGA	FG-FGA	FT-FTA	Off	Def	Tot							
15	O'LEARY, Matt	f	9-19	5-10	0-0	3	7	10	4	23	2	2	0	1	36
45	BRENNAN, Aaron	f	2-4	1-2	1-2	1	2	3	5	6	1	1	0	2	21
00	COMBS, Darell	g	5-13	1-7	6-9	1	0	1	2	17	2	2	0	0	33
05	THOMAS, Kellon	g	3-11	0-2	1-3	0	0	0	3	7	2	1	0	2	30
22	McCALL, D.J.	g	0-4	0-1	0-0	2	6	8	3	0	2	1	0	0	19
01	HENDERSON, T.J.		2-8	2-6	0-0	0	0	0	4	6	0	1	0	0	20
11	JAMES, Josh		0-0	0-0	0-0	3	4	7	3	0	0	0	0	0	11
25	PATTERSON, Ron		4-9	0-4	0-0	1	4	5	3	8	1	0	0	1	30
	Team					0	0	0							
Totals			25-68	9-32	8-14	11	23	34	27	67	10	10	0	6	200

FG % 1st Half: 13-35 37.1% 2nd half: 12-33 36.4% Game: 25-68 36.8%
 3FG % 1st Half: 6-22 27.3% 2nd half: 3-10 30.0% Game: 9-32 28.1%
 FT % 1st Half: 1-3 33.3% 2nd half: 7-11 63.6% Game: 8-14 57.1%

Deadball
Rebounds
3

South Dakota State 81 • 13-16, 6-8

#	Player		Total		3-Ptr	Rebounds			PF	TP	A TO Blk Stl					Min
			FG-FGA	FG-FGA	FT-FTA	Off	Def	Tot			A	TO	Blk	Stl		
24	Mike Daum	f	7-12	0-1	12-12	3	6	9	4	26	1	3	0	0	37	
25	Lane Severyn	f	1-5	0-4	0-0	0	2	2	4	2	0	0	0	0	19	
03	Chris Howell	g	4-7	0-0	8-9	1	11	12	2	16	3	4	0	0	26	
23	Reed Tellinghuisen	g	6-12	4-9	0-0	0	7	7	1	16	0	1	4	2	38	
50	Michael Orris	g	4-7	0-0	5-9	0	2	2	5	13	7	3	0	0	32	
01	Skyler Flatten		3-5	2-4	0-0	1	2	3	1	8	1	2	1	1	27	
02	Tevin King		0-1	0-1	0-2	0	4	4	5	0	1	1	0	0	21	
	Team					0	1	1								
	Totals		25-49	6-19	25-32	5	35	40	22	81	13	14	5	3	200	